

OZARK REGIONAL TRANSIT 2018 TRANSIT ASSET MANAGEMENT PLAN

Approval Page

(Insert Resolution)

Acknowledgements

TAM Plan Development:

- *Ozark Regional Transit staff for their assistance during the asset inventory and data acquisition stages and overall plan development*
- *Tim Conklin, NWARPC Assistant Director*
- *T. Greg Nation, ArDOT Public Transportation Administrator*
- *Danny Chidester, ArDOT Transportation Specialist*
- *Joel Gardner, Executive Director*

Current Ozark Regional Transit Board of Directors:

- *Mike Lanier, Madison County (Chairman)*
- *Melissa Reeves, City of Springdale*
- *Don Marr, City of Fayetteville*
- *Neal Elliot, Benton County*
- *Ethan Hunter, City of Rogers*

Other Partners:

- *City of Bentonville*
- *Washington County*
- *Carroll County*

Prepared by:



TranSystems
2400 East Pershing Road - Suite 400
Kansas City, MO 64108

Revision History

| Date | Activity | Signature Authorizing Changes | Comments |
|------|----------|-------------------------------------|----------|
| | | | |
| | | | |
| | | | |
| | | | |
| | | | |
| | | | |
| | | | |
| | | | |
| | | | |
| | | | |
| | | | |
| | | | |
| | | | |
| | | | |
| | | | |
| | | | |
| | | | |
| | | | |
| | | | |
| | | | |

Table of Contents

| | |
|---|-----|
| Acronyms and Definitions | i |
| Executive Summary | v |
| Metropolitan Planning Organization (MPO) Coordination | v |
| Transit Asset Management Plan (TAMP) Policy | v |
| Asset Information..... | vi |
| SGR Summary | vii |
| Section 1: TAM Overview | 1 |
| 1.1 TAM Origins | 1 |
| 1.2 TAMP Elements | 2 |
| 1.3 Agency Overview and Service Area | 2 |
| 1.3.1 ORT Fire Damage | 4 |
| 1.4 Accountable Executive..... | 4 |
| Section 2: Asset Inventory..... | 6 |
| 2.1 Data Collection | 6 |
| 2.2.1 Asset Inventory Information | 7 |
| 2.2.2 Rolling Stock Inventory | 8 |
| 2.2.3 Equipment Inventory..... | 12 |
| 2.2.4 Facility Inventory..... | 13 |
| Section 3: Asset Condition Assessment..... | 14 |
| 3.1 Asset Condition Assessment Overview | 14 |
| 3.2 State of Good Repair (SGR)..... | 14 |
| 3.3 Condition Assessment by Asset Category..... | 15 |
| 3.3.1 Rolling Stock Condition Assessment | 15 |
| 3.3.2 Equipment Condition Assessment..... | 21 |
| 3.3.3 Facilities Condition Assessment..... | 22 |
| 3.4 Asset Condition Assessment Results | 26 |
| 3.4.1 Revenue Vehicle Condition Assessment Results..... | 26 |
| 3.4.2 Revenue Vehicle State of Good Repair Summary..... | 28 |
| 3.4.3 Equipment Condition Assessment Results | 32 |
| 3.4.3.1 Non-Revenue Vehicles..... | 32 |
| 3.4.3.2 Other Equipment..... | 36 |
| 3.4.4 Facility Condition Assessment Results | 36 |
| Section 4: Decision Support Tools..... | 37 |

| | | |
|--|--|----|
| 4.1 | Management Approach to Asset Management..... | 37 |
| 4.1.1 | Acquisition Strategy | 38 |
| 4.1.2 | Maintenance Strategy..... | 38 |
| 4.1.3 | Disposal Strategy | 39 |
| Section 5: Investment Prioritization | | 40 |
| 5.1 | Investment Prioritization Process | 40 |
| 5.1.1 | Replacement Cost Summary..... | 40 |
| 5.1.2 | Capital Budget | 40 |
| 5.1.3 | Revenue Vehicle Replacement Prioritization | 40 |
| 5.1.4 | Equipment Replacement Prioritization | 44 |
| 5.1.5 | Facility Replacement Prioritization | 45 |
| 5.1.6 | Asset Replacement Prioritization Summary | 46 |
| Section 6: Annual Performance Targets | | 48 |
| Section 7: National Transit Database (NTD) Reporting | | 50 |
| Section 8: Plan Updates | | 51 |
| Appendix A: Rolling Stock Inspection Forms | | A |
| Appendix B: Facility Inspection Forms..... | | B |
| Appendix C: Site Visit Photos..... | | C |
| Appendix D: ORT and Razorback Transit Combined Investment Prioritization | | D |

Table of Figures

| | |
|---|------|
| Executive Summary: Annual State of Good Repair Performance Targets..... | viii |
| Executive Summary: Asset Replacement Summary by Asset Category with SGR | ix |
| Figure 1.1 ORT System Map | 3 |
| Figure 1.2 Buses Destroyed by January 10, 2017 Fire..... | 4 |
| Table 2.1: Asset Inventory Summary..... | 7 |
| Table 2.2: Rolling Stock Inventory | 8 |
| Table 2.2A: Rolling Stock Inventory Continued | 9 |
| Table 2.3: Vehicles Slated for Disposition..... | 11 |
| Table 2.4: Equipment Inventory..... | 12 |
| Table 2.5: Facility Inventory..... | 13 |
| Table 3.1: FTA TERM Rating Scale | 15 |
| Table 3.2 Rolling Stock Condition Assessment | 16 |
| Table 3.2A Rolling Stock Condition Assessment Continued | 17 |
| Table 3.2B Rolling Stock Condition Assessment Continued..... | 18 |
| Figure 3.1: Sample Revenue Vehicle Inventory and Condition Form Front..... | 19 |
| Figure 3.2: Sample Revenue Vehicle Inventory and Condition Form Back | 20 |
| Table 3.3 Equipment Condition Assessment..... | 21 |
| Table 3.4 Facilities Condition Assessment..... | 23 |
| Figure 3.3: Sample Facility Inventory and Condition Form Front..... | 24 |
| Figure 3.4: Sample Facility Inventory and Condition Form Back | 25 |
| Table 3.5 FTA TAM Established Useful Life Benchmarks for Age of Asset Class | 26 |
| Table 3.6 Age Condition Assessment Scoring Ratios | 27 |
| Table 3.7 TAM Useful Life Benchmarks for Mileage of Asset Class | 27 |
| Table 3.8 Mileage Condition Assessment Scoring Ratios..... | 28 |
| Table 3.9 Revenue Vehicle SGR by Asset Class | 28 |
| Table 3.10A Revenue Vehicle Cumulative Condition, Age, and Mileage Scores | 29 |
| Table 3.10B Revenue Vehicle Cumulative Condition, Age, and Mileage Scores Continued | 30 |
| Table 3.10C Revenue Vehicle Cumulative Condition, Age, and Mileage Scores Continued | 31 |
| Table 3.11 FTA TAM Established Useful Life Benchmarks for Age of Asset Class | 33 |
| Table 3.12 Age Condition Assessment Scoring Ratios | 33 |
| Table 3.13 TAM Useful Life Benchmarks for Mileage of Asset Class | 34 |
| Table 3.14 Mileage Condition Assessment Scoring Ratios..... | 34 |
| Table 3.15 Non-Revenue Vehicle Cumulative Condition, Age, and Mileage Scores..... | 35 |
| Table 3.16 Facility Condition Assessment Summary | 36 |
| Table 4.1 ORT Decision Support and Capital Asset Investment Planning Process..... | 37 |
| Table 5.1 Replacement Cost Amounts by Asset Class | 40 |
| Table 5.2 Revenue Vehicle Replacement Prioritization | 41 |

| | |
|---|----|
| Table 5.2A Revenue Vehicle Replacement Prioritization | 42 |
| Table 5.2B Revenue Vehicle Replacement Prioritization..... | 43 |
| Table 5.3 Revenue Vehicle Replacement Prioritization Summary..... | 43 |
| Table 5.4 Equipment Replacement Prioritization | 44 |
| Table 5.5 Equipment Replacement Prioritization Summary..... | 45 |
| Table 5.6 Facility Investment Prioritization..... | 45 |
| Table 5.7 Facility Investment Prioritization Summary | 46 |
| Table 5.8 Asset Replacement Summary by Asset Category with SGR | 46 |
| Table 5.9 Asset Replacement Summary Costs by Asset Class | 47 |
| Table 6.1 Annual State of Good Repair Performance Targets..... | 49 |
| Appendix D: ORT and Razorback Transit Combined Investment Prioritization | D |
| Appendix D1: ORT and Razorback Transit Combined Investment Prioritization | D |
| Appendix D2: ORT and Razorback Transit Combined Investment Prioritization | D |
| Appendix D3: ORT and Razorback Transit Combined Investment Prioritization | D |

Acronyms and Definitions

| | |
|----------|---|
| ArDOT | Arkansas Department of Transportation |
| FAST Act | Fixing America’s Surface Transportation Act |
| FTA | Federal Transit Administration |
| MAP-21 | Moving Ahead for Progress in the 21st Century |
| ORT | Ozark Regional Transit |
| SGR | State of Good Repair |
| TAM | Transit Asset Management |
| TAMP | Transit Asset Management Plan |
| TERM | Transit Economics Requirements Model |

Accountable Executive: A single, identifiable person who has ultimate responsibility for carrying out the safety management system of a public transportation agency; responsibility for carrying out transit asset management practices; and control or direction over the human and capital resources needed to develop and maintain both the agency’s public transportation agency safety plan, in accordance with 49 U.S.C. 5329(d), and the agency’s transit asset management plan in accordance with 49 U.S.C. 5326.

Asset Category: A grouping of asset classes, including a grouping of equipment, a grouping of rolling stock, a grouping of infrastructure, and a grouping of facilities.

Asset Class: A subgroup of capital assets within an asset category. For example, buses, trolleys, and cutaway vans are all asset classes within the rolling stock asset category.

Asset Inventory: A register of capital assets, and information about those assets.

Capital Asset: A unit of rolling stock, a facility, a unit of equipment, or an element of infrastructure used for providing public transportation.

Decision Support Tool: An analytic process or methodology: (1) To help prioritize projects to improve and maintain the state of good repair of capital assets within a public transportation system, based on available condition data and objective criteria; or (2) To assess financial needs for asset investments over time.

Direct Recipient: An entity that receives Federal financial assistance directly from FTA.

Equipment: An article of nonexpendable, tangible property having a useful life of at least one year.

Exclusive-Use Maintenance Facility: A maintenance facility that is not commercial and either owned by a transit provider or used for servicing their vehicles.

Facility: A building or structure that is used in providing public transportation.

Full Level of Performance: The objective standard established by FTA for determining whether a capital asset is in a state of good repair.

Horizon Period: The fixed period of time within which a transit provider will evaluate the performance of its TAM plan. FTA standard horizon period is four (4) years.

Implementation Strategy: A transit provider's approach to carrying out TAM practices, including establishing a schedule, accountabilities, tasks, dependencies, and roles and responsibilities.

Infrastructure: The underlying framework or structures that support a public transportation system.

Investment Prioritization: A transit provider's ranking of capital projects or programs to achieve or maintain a state of good repair. An investment prioritization is based on financial resources from all sources that a transit provider reasonably anticipates will be available over the TAM plan horizon period.

Key Asset Management Activities: A list of activities that a transit provider determines are critical to achieving its TAM goals.

Life-Cycle Cost: The cost of managing an asset over its whole life.

Participant: A Tier II provider that participates in a group TAM plan.

Performance Measure: An expression based on a quantifiable indicator of performance or condition that is used to establish targets and to assess progress toward meeting the established targets (e.g., a measure for on-time performance is the percent of trains that arrive on time, and a corresponding quantifiable indicator of performance or condition is an arithmetic difference between scheduled and actual arrival time for each train).

Performance Target: A quantifiable level of performance or condition, expressed as a value for the measure, to be achieved within a time period required by FTA.

Public Transportation System: The entirety of a transit provider's operations, including the services provided through contractors.

Recipient: An entity that receives federal financial assistance under 49 U.S.C. Chapter 53, either directly from FTA or as a subrecipient.

Rolling Stock: A revenue vehicle used in providing public transportation, including vehicles used for carrying passengers on fare-free services.

Service Vehicle: A unit of equipment that is used primarily either to support maintenance and repair work for a public transportation system or for delivery of materials, equipment, or tools.

State of Good Repair (SGR): The condition in which a capital asset is able to operate at a full level of performance.

Subrecipient: An entity that receives federal transit grant funds indirectly through a State or a direct recipient.

TERM Scale: The five (5) category rating system used in FTA's Transit Economic Requirements Model (TERM) to describe the condition of an asset: 5.0-Excellent, 4.0-Good; 3.0-Adequate, 2.0-Marginal, and 1.0-Poor.

Tier I Provider: A recipient that owns, operates, or manages either (1) one hundred and one (101) or more vehicles in revenue service during peak regular service across all fixed route modes or in any one non-fixed route mode, or (2) rail transit.

Tier II Provider: A recipient that owns, operates, or manages (1) one hundred (100) or fewer vehicles in revenue service during peak regular service across all non-rail fixed route modes or in any one non-fixed route mode, (2) a subrecipient under the 5311 Rural Area Formula Program, (3) or any American Indian tribe.

Transit Asset Management (TAM): The strategic and systematic practice of procuring, operating, inspecting, maintaining, rehabilitating, and replacing transit capital assets to manage their performance, risks, and costs over their life cycles, for the purpose of providing safe, cost-effective, and reliable public transportation.

Transit Asset Management (TAM) Plan: A plan that includes an inventory of capital assets, a condition assessment of inventoried assets, a decision support tool, and a prioritization of investments.

Transit Asset Management (TAM) Policy: A transit provider's documented commitment to achieving and maintaining a state of good repair for all of its capital assets. The TAM policy defines the transit provider's TAM objectives and defines and assigns roles and responsibilities for meeting those objectives.

Transit Asset Management (TAM) Strategy: The approach a transit provider takes to carry out its policy for TAM, including its objectives and performance targets.

Transit Asset Management (TAM) System: A strategic and systematic process of operating, maintaining, and improving public transportation capital assets effectively, throughout the life cycles of those assets.

Transit Provider (provider): A recipient or subrecipient of federal financial assistance under 49 U.S.C. Chapter 53 that owns, operates, or manages capital assets used in providing public transportation.

Useful life: Either the expected life cycle of a capital asset or the acceptable period of use in service determined by FTA.

Useful life benchmark (ULB): The expected life cycle or the acceptable period of use in service for a capital asset, as determined by a transit provider, or the default benchmark provided by FTA.

Executive Summary

A Transit Asset Management Plan (TAMP) is a business model that uses the condition of assets to guide the optimal prioritization of funding at transit agencies in order to keep transit systems in a State of Good Repair (SGR). By implementing a TAMP, the benefits include:

- Improved transparency and accountability for safety, maintenance, asset use, and funding investments;
- Optimized capital investment and maintenance decisions;
- Data-driven maintenance decisions; and
- System safety and performance outcomes.

The consequences of an asset not being in a SGR include:

- Safety risks (crashes per 100,000 revenue miles);
- Decreased system reliability (on-time performance);
- Higher maintenance costs; and/or
- Lower system performance (missed runs due to breakdown).

Metropolitan Planning Organization (MPO) Coordination

On April 4, 2018, the Northwest Arkansas Regional Planning Commission (NWARPC) passed a resolution to sponsor the TAM plan for the region, which includes both Ozark Regional Transit and Razorback Transit. While each agency within the NWARPC will have their own individual plan due to the difference in services provided and replacement needs, the NWARPC has adopted performance measures that both agencies will seek to meet or exceed as seen in the SGR summary on page vii of this Executive Summary and in Section 6 of this TAM plan. In addition, a combined investment prioritization has also been included in Appendix D of this document.

Transit Asset Management Plan (TAMP) Policy

Ozark Regional Transit (ORT) has developed this TAMP to aid in: (1) assessment of the current condition of capital assets; (2) determine what condition and performance of its assets should be (if they are not currently in a State of Good Repair); (3) identify the unacceptable risks, including safety risks, in continuing to use an asset that is not in a State of Good Repair; and (4) deciding how to best balance and prioritize reasonably anticipated funds (revenues from all sources) towards improving asset condition and achieving a sufficient level of performance within those means. As a Tier II public transportation provider, ORT has developed and implemented a TAMP containing the following elements which are detailed in the following sections of the TAMP:

- I. Asset Inventory Portfolio: An inventory of the number and type of capital assets to include: Rolling Stock, Facilities, and Equipment.

2. Asset Condition Assessment: A condition assessment of those inventoried assets for which the ORT has direct ownership and capital responsibility.
3. Decision Support Tools and Management Approach: A description of the analytical processes and decision-support tools that the ORT uses to estimate capital investment needs over time, and develop its investment prioritization.
4. Investment Prioritization: The ORT's project-based prioritization of investments, developed in accordance with §625.33.

Asset Information

The three components of the asset inventory required as part of the TAMP are:

- **Rolling Stock**: All owned and operated revenue service vehicles used in the provision of providing public transportation, and includes vehicles used to primarily transport passengers. ORT currently utilizes forty-six (46) vehicles in the provision of public transportation, fourteen (14) buses, twenty-three (23) cutaways, and nine (9) minivans.
- **Equipment**: Equipment evaluated per FTA requirements in this TAMP, is all non-revenue service vehicles regardless of value, and any ORT owned equipment with a cost of over \$50,000 in acquisition value. ORT does not have any equipment that exceeds an acquisition value of \$50,000, but does use ten (10) service vehicles that are included in the plan.
- **Facilities**: Facilities are any structure used in providing public transportation where ORT owns and has a direct capital responsibility. Facilities utilized, but not necessarily owned or operated, by ORT include: maintenance and administrative buildings that have an acquisition cost greater than \$50,000. At the time of this report, ORT only owns, operates, and has a direct capital responsibility for its Administration Office, Maintenance Garage, Wash Bay, and Fueling Station.

SGR Summary

ORT has implemented several performance measures as part of this TAMP to ensure that a SGR is obtained and maintained to continue to provide safe and efficient transportation services. Below are the performance measures and the tables on the following pages show the current level of SGR and the planned investment and level of SGR achieved for each category.

1. Revenue Vehicles

- a. Age – less than 20-25% of revenue vehicles within a particular asset class that have exceeded their age ULB
- b. Mileage – less than 20-25% of revenue vehicles within a particular asset class that have exceeded their mileage ULB
- c. Cumulative Condition Score – less than 20-25% of revenue vehicles within a particular asset class that score below 2.0 on the TERM Scale

2. Equipment

- a. Non-Revenue Vehicles - less than 50% of non-revenue vehicles within a particular asset class that score below 2.0 on the TERM Scale

3. Facilities

- a. Condition Score - less than 25% of Facilities that score below 2.0 on the TERM Scale

Executive Summary: Annual State of Good Repair Performance Targets

| Asset Category | | Current | FY2019 | FY2020 | FY2021 | FY2022 | FY2023 |
|---|------------------------------------|---------|--------|--------|--------|--------|--------|
| Revenue Vehicles | | | | | | | |
| Age - % of revenue vehicles within a particular asset class that have exceeded their age ULB | <i>BU - Bus</i> | 57.1% | 25% | 25% | 20% | 20% | 20% |
| | <i>CU - Cutaway Bus</i> | 8.7% | 25% | 25% | 20% | 20% | 20% |
| | <i>MV - Mini-van</i> | 44.4% | 25% | 25% | 20% | 20% | 20% |
| Mileage - % of revenue vehicles within a particular asset class that have exceeded their mileage ULB | <i>BU - Bus</i> | 42.9% | 25% | 25% | 20% | 20% | 20% |
| | <i>CU - Cutaway Bus</i> | 8.7% | 25% | 25% | 20% | 20% | 20% |
| | <i>MV - Mini-van</i> | 44.4% | 25% | 25% | 20% | 20% | 20% |
| Cumulative Condition Score - % of revenue vehicles within a particular asset class that score below 2.0 on the TERM Scale | <i>BU - Bus</i> | 64.3% | 25% | 25% | 20% | 20% | 20% |
| | <i>CU - Cutaway Bus</i> | 26.1% | 25% | 25% | 20% | 20% | 20% |
| | <i>MV - Mini-van</i> | 44.4% | 25% | 25% | 20% | 20% | 20% |
| Equipment | | | | | | | |
| Cumulative Condition Score - % of non-revenue vehicles within a particular asset class that score below 2.0 on the TERM Scale | <i>Non-Revenue/Service Vehicle</i> | 80% | 50% | 50% | 50% | 50% | 50% |
| Facilities | | | | | | | |
| Condition Score - % of Facilities that score below 2.0 on the TERM Scale | <i>Administration</i> | 0% | 25% | 25% | 25% | 25% | 25% |
| | <i>Maintenance</i> | 0% | 25% | 25% | 25% | 25% | 25% |

Executive Summary: Asset Replacement Summary by Asset Category with SGR

| Fiscal Year | Revenue Vehicles | Equipment | Facilities | SGR %* |
|--------------------|-------------------------|------------------|-------------------|--------------------|
| FY2019 | \$4,120,000 | \$34,245 | \$0 | 74.5% |
| FY2020 | \$405,000 | \$128,440 | \$0 | 90.0% |
| FY2021 | \$270,000 | \$121,635 | \$0 | 100.0% |
| FY2022 | \$270,000 | \$37,920 | \$0 | 100.0% |
| FY2023 | \$395,000 | \$0 | \$0 | 100.0% |
| Total: | \$5,460,000 | \$322,240 | \$0 | \$5,782,240 |

**SGR% is based off the average of the SGR of the three categories*

ORT is not currently in a State of Good Repair, but will be able to achieve SGR in facilities and revenue vehicles in FY2019. ORT will be able to meet equipment SGR in FY2020. From FY2019 to FY2023, the ORT will have an estimated \$6,386,210 available in capital funding to replace or enhance vehicles, equipment and facilities. Over that five year period, ORT will need to expend \$5,782,240 in order to maintain a state of good repair for all asset categories, leaving a remainder of \$603,970 to meet expansion or replacement needs.

Section I: TAM Overview

I.1 TAM Origins

On July 6, 2012 the Moving Ahead for Progress in the 21st Century Act (MAP-21) federal transportation bill was signed into law. The law provided for over \$105 billion in surface transportation programs for FY2013 and FY2014. With the approval of MAP-21 came many changes for transit systems across the nation and introduced Transit Asset Management (TAM). On September 30, 2015, FTA published the TAM Notice of Proposed Rulemaking which ultimately led to agencies being required to submit Transit Asset Management Plans (TAMP) by October 1, 2018. Every agency must develop a transit asset management (TAM) plan if it owns, operates, or manages capital assets used to provide public transportation and receives federal financial assistance under 49 U.S.C. Chapter 53 as a recipient or subrecipient.

Ozark Regional Transit (ORT) is committed to operating a public transportation system that offers reliable, accessible, and convenient service with safe vehicles and facilities. Transit Asset Management (TAM) is an administrative management process that combines the components of investment (available funding), rehabilitation and replacement actions, and performance measures with the outcome of operating assets in the parameters of a *State of Good Repair* (SGR).

ORT is currently operating as a FTA-defined *Tier II* transit operator in compliance with (49 CFR § 625.45 (b)(1)). Tier II transit providers are those transit agencies that do not operate rail fixed-guideway public transportation systems and have either 100 or fewer vehicles in fixed-route revenue service during peak regular service, or have 100 or fewer vehicles in general demand response service during peak regular service hours.

This TAMP provides an outline of how ORT will assess, monitor, and report the physical condition of assets utilized in the operation of the public transportation system. ORT's approach to accomplish a SGR includes the strategic and systematic process of operating, maintaining, and improving physical assets, with a focus on both engineering and economic analysis based upon quality of information, to identify a structured sequence of maintenance, preservation, repair, rehabilitation, and replacement actions that will achieve and sustain a desired state of good repair over the lifecycle of the assets at a minimum practicable cost. This document shall cover a "horizon period" of time (10/1/2018 to 9/30/2022) beginning with the completion of the initial TAM plan in 2018, continuing with full implementation in FFY2019, and ending four years later on FFY 2022. This TAMP shall be amended during the four-year horizon period when there is a significant change to staff, assets, and/or operations occurring at ORT.

I.2 TAMP Elements

As a Tier II public transportation provider, ORT has developed and implemented a TAMP containing the following elements which are detailed in the following sections of the TAMP:

5. Asset Inventory Portfolio: An inventory of the number and type of capital assets to include: Rolling Stock, Facilities, and Equipment.
6. Asset Condition Assessment: A condition assessment of those inventoried assets for which the ORT has direct ownership and capital responsibility.
7. Decision Support Tools and Management Approach: A description of the analytical processes and decision-support tools that the ORT uses to estimate capital investment needs over time, and develop its investment prioritization.
8. Investment Prioritization: The ORT's project-based prioritization of investments, developed in accordance with §625.33.

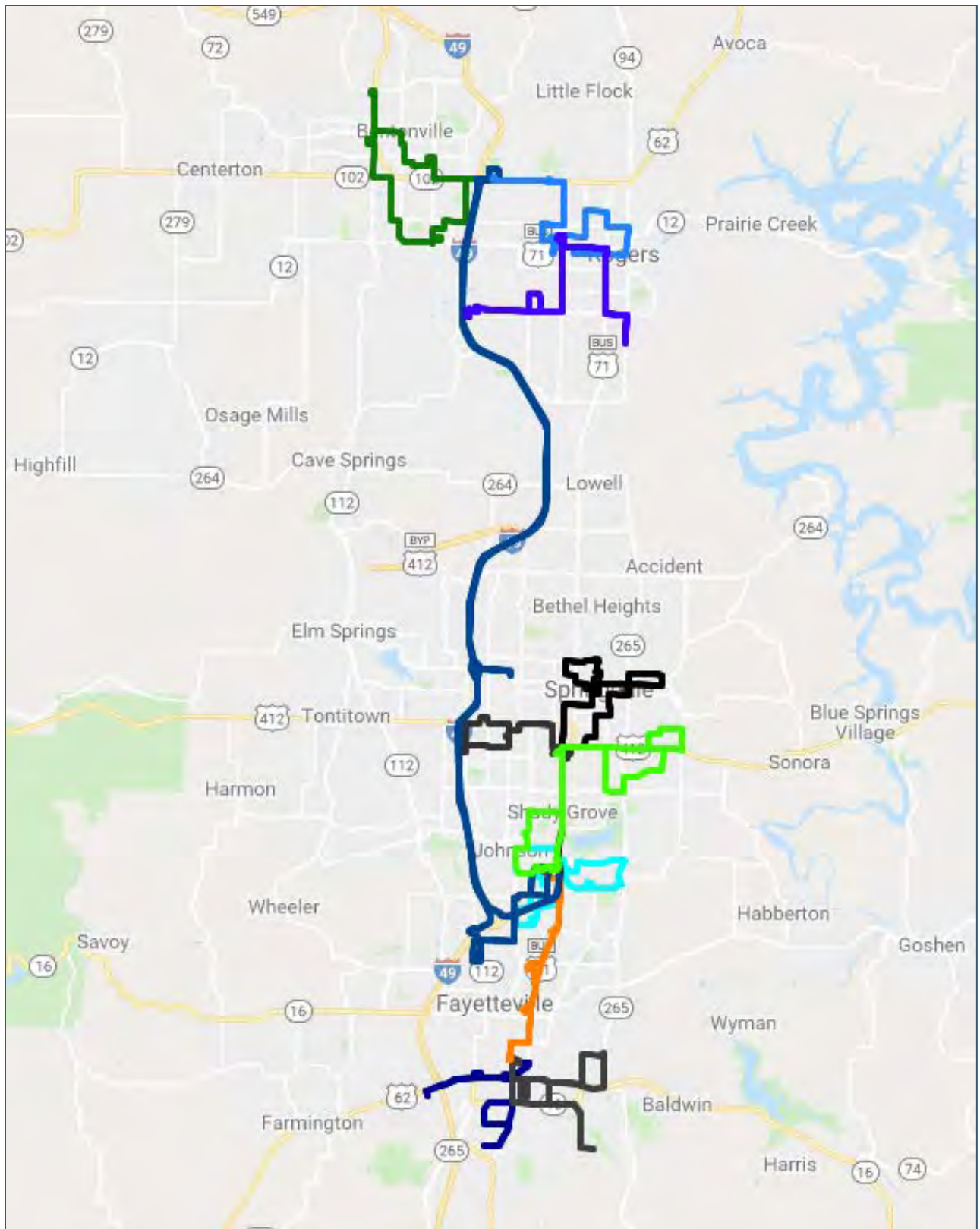
I.3 Agency Overview and Service Area

ORT provides transportation open to the general public in Fayetteville (4 fixed routes), Bentonville (1 fixed route), Rogers (2 fixed routes), Springdale (3 fixed routes) and one express route along I-49 from Fayetteville to Bentonville. ORT organization performs fixed route and origin to destination transportation services as well as a limited charter service by advance request. The fixed route service consists of a network of six (6) core routes that travel the major avenues and some residential areas within the city.

All fixed route buses are equipped with lifts for mobility devices. The base fare for a one-way trip is \$1.25 with bulk tickets and monthly passes available. Information on the fixed route system and service availability, is available at <https://www.ozark.org/schedules-maps>. Figure I.1 on shows the ORT system map.

ORT provides curbside service for passengers with qualifying disabilities (Paratransit) and/or passengers travelling outside the fixed route coverage area (Demand/Response). Paratransit and Demand Response services are available from 6:00 a.m. to 7:30 p.m. Monday through Friday. The base fare for a one-way trip is \$2.50 for paratransit and demand response. Information on the paratransit and demand response system is available at <https://www.ozark.org/ada-demand-response/ada-demand-response-info>.

Figure 1.1 ORT System Map



1.3.1 ORT Fire Damage

On January 10, 2017 at about 1:10 a.m., twenty buses and two buildings were destroyed by a fire which has left ORT with a largely repurposed fleet to meet the transit needs until replacement vehicles can be ordered. ORT has been able to procure vehicles from all over the Southern and Eastern United States in order to limit the interruption of service to those who need it.

Due to the destruction of 20 buses by the fire, it has left ORT in a very poor State of Good Repair. ORT has applied for several grants in order to replace the destroyed buses, but acquiring both the funds and the buses is a time consuming process. ORT has been successful in obtaining a \$3.6 million grant from FTA to replace a portion of the fleet and those funds are reflected in the investment prioritization of this plan.

Figure 1.2 Buses Destroyed by January 10, 2017 Fire



1.4 Accountable Executive

As part of the TAMP process, each agency must designate an “Accountable Executive.” The role of the Accountable Executive is defined as:

“a single, identifiable person who has ultimate responsibility for carrying out the safety management system of a public transportation agency; responsibility for carrying out transit asset management practices; and control or direction over the human and capital resources needed to develop and maintain both the agency’s public transportation agency safety plan, in accordance with 49 U.S.C. 5329(d), and the agency’s transit asset management plan in accordance with 49 U.S.C. 5326.”

In addition, the TAM Rule requires that the transit provider's accountable executive approve its TAMP, which includes the performance measure targets.

ORT has designated Joel Gardner, ORT Executive Director to be the Accountable Executive.

Section 2: Asset Inventory

Asset inventory is defined as a register of capital assets and information about those assets. The following capital asset items that ORT owns, operates, and has a direct capital responsibility, included in the TAMP asset inventory, are comprised of: Rolling Stock, Equipment, and Facilities.

2.1 Data Collection

On Saturday, April 21, 2018, TranSystems staff performed an on-site inspection, inventory and condition assessment of all TAM related assets described in the previous subsection. Prior to the on-site visit, TranSystems staff and ORT staff coordinated on the assets and current inventory that qualify under the TAM Plan. The three components of the asset inventory required as part of the TAM Plan are:

- **Rolling Stock:** All owned and operated revenue service vehicles used in the provision of providing public transportation, and includes vehicles used to primarily transport passengers. The TAM rule also stipulates that any leased vehicles used in the provision of providing public transportation must also be inventoried, but not included in the condition assessment.
- **Equipment:** Equipment evaluated per FTA requirements in this TAMP, is all non-revenue service vehicles regardless of value, and any ORT owned equipment with a cost of over \$50,000 in acquisition value. Equipment includes non-revenue service vehicles that are primarily used to support maintenance and repair work for a public transportation system, supervisory work, or for the delivery of materials, equipment, or tools. ORT does not utilize or operate any third-party non-revenue service vehicle equipment assets.
- **Facilities:** Facilities are any structure used in providing public transportation where ORT owns and has a direct capital responsibility. Facilities utilized, owned and operated, by ORT include: maintenance buildings, administrative buildings, and passenger stations that have an acquisition cost greater than \$50,000.

The data that was collected during the on-site visit serves as the framework for creating this TAMP. The table on the next page shows the summary of assets reviewed during the on-site review.

2.2.1 Asset Inventory Information

Table 2.1: Asset Inventory Summary

| Asset Category | Total Number | Average Age | Average Mileage | Average Value |
|--|---------------------|--------------------|------------------------|----------------------|
| Revenue Vehicles* | 46 | 7.3 | 184,537 | \$52,817 |
| <i>BU – Bus</i> | 14 | 13.0 | 352,680 | \$105,475 |
| <i>CU - Cutaway Bus</i> | 23 | 4.5 | 99,440 | \$34,679 |
| <i>MV - Mini-van</i> | 9 | 5.6 | 140,454 | \$17,257 |
| Equipment* | 10 | 14.9 | 149,691 | \$9,397 |
| <i>Non-Revenue/Service Automobile</i> | 6 | 14.4 | 179,776 | \$3,076 |
| <i>Trucks and other Rubber Tire Vehicles</i> | 4 | 15.5 | 104,563 | \$18,878 |
| Facilities** | 4 | 25.5 | N/A | \$305,476 |
| <i>Administration</i> | 1 | 33.0 | N/A | \$318,828 |
| <i>Maintenance</i> | 3 | 23.0 | N/A | \$298,358 |

*Values based on: Replacement Value x (1 - Useful Life Mileage Benchmark Percentage Utilized)

**Values based on the 2015 appraisal with a 2.5% annual appreciation

2.2.2 Rolling Stock Inventory

Rolling stock is an ORT owned and operated revenue service vehicle used in the provision of providing public transportation and includes vehicles used to primarily transport passengers. The Rolling Stock Inventory also includes any third-party rolling stock assets.

Table 2.2: Rolling Stock Inventory

| Year | Date in Service | Months in Service as of: 04/2018 | Asset Class | Make / Model | VIN | Agency Vehicle Number | Mileage | Vehicle Length (ft) | Fuel Type | ADA Accessible Type | Vehicle Use | Ownership |
|------|-----------------|----------------------------------|-------------|--------------------|-------------------|-----------------------|---------|---------------------|-----------|---------------------|----------------|-----------|
| 2015 | 4/1/2014 | 48 | BU | Glaval/Concorde II | 3FRNF6FL2FV554734 | 311 | 61,571 | 25-35 | D | N/A | FR-Revenue | ORT |
| 2015 | 4/1/2014 | 48 | BU | Glaval/Concorde II | 3FRNF6FLOFV554732 | 310 | 71,069 | 25-35 | D | N/A | FR-Revenue | ORT |
| 2015 | 4/1/2014 | 48 | BU | Glaval/Concorde II | 3FRNF6FL9FV554733 | 309 | 78,260 | 25-35 | D | N/A | FR-Revenue | ORT |
| 2010 | 6/1/2010 | 94 | BU | Gillig/Low Floor | 1GB9G5AG2A1136481 | Springfield 271 | 211,824 | 30-40 | D | WC | FR-Revenue | ORT |
| 2010 | 6/1/2010 | 94 | BU | Gillig/Low Floor | 1GB9G5AGXA1136986 | Springfield 273 | 219,432 | 30-40 | D | WC | FR-Revenue | ORT |
| 2001 | 3/1/2001 | 205 | BU | Orion/Bus | 1VH5F3N2316501614 | Athens 269 | 310,463 | 30-40 | D | WC | FR-Revenue | ORT |
| 2003 | 2/1/2003 | 182 | BU | Gillig/Phantom | 15GCB201231111863 | Pennsylvania 1508 | 369,939 | 30-40 | D | WC | FR-Contingency | ORT |
| 2001 | 3/1/2001 | 205 | BU | Orion/Bus | 1VH5F3N2116501613 | Athens 268 | 409,401 | 30-40 | D | WC | FR-Revenue | ORT |
| 2003 | 5/1/2004 | 167 | BU | NABI/Bus | 1N94161423A140326 | DART 5747 | 503,933 | 30-40 | D | WC | FR-Revenue | ORT |
| 1997 | 11/1/1997 | 245 | BU | Gillig/Phantom | 15GCD2010V1088502 | Razorback 025 | 521,243 | 30-40 | D | WC | FR-Contingency | ORT |
| 1997 | 12/1/1997 | 244 | BU | Gillig/Phantom | 15GCD2011V1088511 | Razorback 030 | 523,373 | 30-40 | D | WC | FR-Contingency | ORT |
| 2001 | 6/1/2001 | 202 | BU | Gillig/Low Floor | 15GGE181611090410 | Key West 807 | 550,000 | 30-40 | D | WC | FR-Contingency | ORT |
| 2001 | 6/1/2001 | 202 | BU | Gillig/Low Floor | 15GGE181811090408 | Key West 805 | 550,452 | 30-40 | D | WC | FR-Contingency | ORT |
| 2001 | 6/1/2001 | 202 | BU | Gillig/Low Floor | 15GGE181811090411 | Key West 808 | 556,557 | 30-40 | D | WC | FR-Contingency | ORT |
| 2017 | 11/1/2017 | 5 | CU | Chevrolet/Arboc | 1HA6GUBG1HN002695 | 695 | 6,640 | 20-30 | G | WC | FR-Revenue | ORT |

Table 2.2A: Rolling Stock Inventory Continued

| Year | Date in Service | Months in Service as of: 04/2018 | Asset Class | Make / Model | VIN | Agency Vehicle Number | Mileage | Vehicle Length (ft) | Fuel Type | ADA Accessible Type | Vehicle Use | Ownership |
|------|-----------------|----------------------------------|-------------|------------------------|-------------------|-----------------------|---------|---------------------|-----------|---------------------|----------------|-----------|
| 2017 | 11/1/2017 | 5 | CU | Chevrolet/Arboc | IHA6GUBG0HN002705 | 692 | 7,806 | 20-30 | G | WC | FR-Revenue | ORT |
| 2017 | 11/1/2017 | 5 | CU | Chevrolet/Arboc | IHA6GUBG7HN002636 | 688 | 8,856 | 20-30 | G | WC | FR-Revenue | ORT |
| 2017 | 11/1/2017 | 5 | CU | Chevrolet/Arboc | IHA6GUBG6HN002322 | 693 | 9,000 | 20-30 | G | WC | FR-Revenue | ORT |
| 2017 | 11/1/2017 | 5 | CU | Chevrolet/Arboc | IHA6GUBG9HN002458 | 689 | 9,267 | 20-30 | G | WC | FR-Revenue | ORT |
| 2017 | 11/1/2017 | 5 | CU | Chevrolet/Arboc | IHA6GUBG2HN002527 | 691 | 9,863 | 20-30 | G | WC | FR-Revenue | ORT |
| 2017 | 11/1/2017 | 5 | CU | Chevrolet/Arboc | IHA6GUBG4HN002450 | 694 | 10,811 | 20-30 | G | WC | FR-Revenue | ORT |
| 2017 | 4/1/2017 | 12 | CU | Ford/E-450 | IFDFE4FS4HDC51518 | 686 | 12,786 | 20-25 | G | WC | DR-Revenue | ORT |
| 2017 | 11/1/2017 | 5 | CU | Chevrolet/Arboc | IHA6GUBG8HN002502 | 690 | 13,060 | 20-30 | G | WC | FR-Revenue | ORT |
| 2017 | 4/1/2017 | 12 | CU | Ford/E-450 | IFDFE4FS6HDC51519 | 687 | 14,080 | 20-25 | G | WC | DR-Revenue | ORT |
| 2017 | 5/1/2017 | 11 | CU | Ford/E-450 | IFDFE4FS2HDC51517 | 685 | 21,957 | 20-25 | G | WC | DR-Revenue | ORT |
| 2006 | 10/1/2005 | 150 | CU | Chevrolet/Express 3500 | IGBJG31U661128088 | EOA 105 | 58,308 | 20-30 | G | WC | FR-Revenue | ORT |
| 2015 | 2/1/2015 | 38 | CU | Glaval/E-450 | IFDXE4FS0FDA27812 | 683 | 103,620 | 20-30 | CNG | WC | FR-Revenue | ORT |
| 2015 | 2/1/2015 | 38 | CU | Glaval/E-450 | IFDXE4FS7FDA27810 | 681 | 121,073 | 20-30 | CNG | WC | FR-Revenue | ORT |
| 2010 | 7/1/2009 | 105 | CU | Ford/EI Dorado | IFDFE45S09DA89888 | Wichita 28 | 146,064 | 20-30 | G | WC | FR-Revenue | Lease |
| 2010 | 7/1/2009 | 105 | CU | Ford/EI Dorado | IFDFE45S29DA89889 | Wichita 27 | 171,045 | 20-30 | G | WC | FR-Revenue | Lease |
| 2010 | 7/1/2009 | 105 | CU | Ford/EI Dorado | IFDFE45S99DA89887 | Wichita 29 | 182,005 | 20-30 | G | WC | FR-Revenue | Lease |
| 2009 | 5/1/2009 | 107 | CU | Ford/E-450 | IFDFE45S69DA72299 | Kentucky 601 | 196,870 | 20-30 | G | WC | FR-Contingency | ORT |
| 2010 | 7/1/2009 | 105 | CU | Ford/EI Dorado | IFDFE45S19DA89883 | Wichita 939 | 203,558 | 20-30 | G | WC | FR-Revenue | Lease |
| 2010 | 7/1/2009 | 105 | CU | Ford/EI Dorado | IFDFE45S59DA89885 | Wichita 941 | 216,090 | 20-30 | G | WC | FR-Revenue | Lease |

Table 2.2B: Rolling Stock Inventory Continued

| Year | Date in Service | Months in Service as of: 04/2018 | Asset Class | Make / Model | VIN | Agency Vehicle Number | Mileage | Vehicle Length (ft) | Fuel Type | ADA Accessible Type | Vehicle Use | Ownership |
|------|-----------------|----------------------------------|-------------|------------------------|-------------------|-----------------------|---------|---------------------|-----------|---------------------|-------------|-----------|
| 2008 | 11/1/2007 | 125 | CU | Ford/Glaval Titan II | 1FDXE45S58DA54492 | Pelivan 078 | 228,915 | 20-30 | G | WC | FR-Revenue | Lease |
| 2010 | 7/1/2009 | 105 | CU | Ford/EI Dorado | 1FDDE45S69DA89877 | Wichita 933 | 254,725 | 20-30 | G | WC | FR-Revenue | Lease |
| 2010 | 12/1/2010 | 88 | CU | Ford/E-450 | 1FDDE4FS0BDA49249 | 677 | 280,721 | 20-30 | G | WC | FR-Revenue | ORT |
| 2016 | 6/1/2015 | 34 | MV | Mobility Ventures/MV-I | 57WMD2C60GM100311 | 520 | 35,952 | 15-20 | G | WC | DR-Revenue | ORT |
| 2016 | 6/1/2015 | 34 | MV | Mobility Ventures/MV-I | 57WMD2C62GM100021 | 516 | 38,631 | 15-20 | G | WC | DR-Revenue | ORT |
| 2016 | 7/1/2015 | 33 | MV | Mobility Ventures/MV-I | 57WMD2C62GM100245 | 519 | 38,976 | 15-20 | G | WC | DR-Revenue | ORT |
| 2016 | 7/1/2015 | 33 | MV | Mobility Ventures/MV-I | 57WMD2C61GM100172 | 518 | 54,363 | 15-20 | G | WC | DR-Revenue | ORT |
| 2016 | 6/1/2015 | 34 | MV | Mobility Ventures/MV-I | 57WMD2C63GM100125 | 517 | 55,495 | 15-20 | G | WC | DR-Revenue | ORT |
| 2010 | 11/1/2009 | 101 | MV | Dodge/Grand Caravan SE | 2D4RN4DE7AR185017 | 512 | 237,341 | 15-20 | G | WC | DR-Revenue | ORT |
| 2007 | 11/1/2006 | 137 | MV | Chevrolet/Uplander | 1GBDVI3187D155352 | 508 | 255,416 | 15-20 | G | WC | DR-Revenue | ORT |
| 2010 | 11/1/2009 | 101 | MV | Dodge/Grand Caravan SE | 2D4RN4DE3AR185015 | 510 | 271,363 | 15-20 | G | WC | DR-Revenue | ORT |
| 2010 | 11/1/2009 | 101 | MV | Dodge/Grand Caravan SE | 2D4RN4DE7AR197930 | 515 | 276,548 | 15-20 | G | WC | DR-Revenue | ORT |

Table 2.3: Vehicles Slated for Disposition

The table below shows vehicles that are currently owned by ORT, but are slated for disposition by the end of the year, are not part of the replacement plan, and are not part of the investment prioritization. Any eligible proceeds from the sale of the vehicles will be used to aid in the funding of the investment prioritization plan of this document found in Section 5 of this TAMP.

| Vehicle ID | Year | Fuel | Make | Model | VIN |
|--------------|------|--------|---------------|-----------------|-------------------|
| 265 | 2005 | DIESEL | Champion | CTS FE CT380RLM | 4UZAACBV55CU73341 |
| 266 | 2005 | DIESEL | Champion | CTS FE CT380RLM | 4UZAACBV55CU73342 |
| 267 | 2005 | DIESEL | Champion | CTS FE CT380RLM | 4UZAACBV55CU73343 |
| 268 | 2005 | DIESEL | Champion | CTS FE CT380RLM | 4UZAACBV55CU73344 |
| 303 | 2008 | DIESEL | International | Krystal | IHVBTAAWX8H644216 |
| 305 | 2008 | DIESEL | International | Krystal | IHVBTAAW28H653265 |
| 407 | 2012 | DIESEL | International | 3200 | 5WEASSKL2DJ145281 |
| 702 | 2010 | DIESEL | MCI | D4505 | 1M86DMEA1AP059267 |
| 703 | 2010 | DIESEL | MCI | D4505 | 1M16DMEA3AP059268 |
| 511 | 2010 | GAS | DODGE | CARAVAN SE | 2D4RN4DE5AR185016 |
| 514 | 2010 | GAS | DODGE | CARAVAN SE | 2D4RN4DE8AR245337 |
| Alabama 2001 | 2000 | Diesel | Orion | Bus | 1VH6H2C24Y6600352 |
| Alabama 2027 | 2000 | Diesel | Orion | Bus | 1VH6H2C22Y6600379 |

2.2.3 Equipment Inventory

Equipment evaluated per FTA requirements in this TAMP is all non-revenue service vehicles regardless of value and any ORT owned equipment with a cost of over \$50,000 in acquisition value. Equipment includes non-revenue service vehicles that are primarily used to support maintenance and repair work for a public transportation system, supervisory work, or for the delivery of materials, equipment, or tools. ORT does not utilize or operate any third-party non-revenue service vehicle equipment assets. ORT does not utilize or operate any third-party non-revenue service vehicle equipment assets.

Table 2.4: Equipment Inventory

| Year | Date in Service | Months in Service as of: 04/2018 | Asset Class | Make / Model | VIN / Serial Number | Agency Vehicle Number / Asset Tag | Mileage | Fuel Type | Vehicle Use | Original Purchase Price |
|------|-----------------|----------------------------------|-------------|-------------------------|---------------------|-----------------------------------|---------|-----------|-------------|-------------------------|
| 1994 | 5/1/1994 | 287 | TR | Ford/F-350 Truck | 1FTJW36M4REA13204 | 98 | 108,667 | D | Support | 1994 |
| 2004 | 2/1/2004 | 170 | TR | Ford/F-350 Truck | 1FDWW37P04EC48380 | 99 | 58,594 | D | Support | 2004 |
| 2005 | 7/1/2005 | 153 | AO | Chevrolet/Impala | 2G1WF52KX59291469 | 100 | 176,042 | G | Support | 2005 |
| 1995 | 2/1/1995 | 278 | TR | Ford/F-150 Truck | 1FTEF14Y8SNA84908 | 101 | 238,287 | G | Support | 1995 |
| 2004 | 7/1/2004 | 165 | SV | Chevrolet/Suburban | 3GNFK16Z54G222221 | 102 | 209,883 | G | Support | 2004 |
| 2002 | 2/1/2002 | 194 | VN | Dodge/Ram Wagon - B3500 | 2B5WB35Y82K117260 | 103 | 176,676 | G | Support | 2002 |
| 2002 | 4/1/2002 | 192 | VN | Dodge/Ram Wagon - B3500 | 2B5WB35Y42K132807 | 104 | 119,356 | G | Support | 2002 |
| 2017 | 6/1/2017 | 10 | TR | Dodge/Ram Crew | 3C6UR5CJ8HG741052 | 106 | 12,702 | G | Support | 2017 |
| 2004 | 5/1/2004 | 167 | VN | Ford/E-350 Van | 1FTSS34L14HB01421 | 669 | 202,879 | G | Support | 2004 |
| 2004 | 5/1/2004 | 167 | VN | Ford/E-350 Van | 1FTSS34L34HB01422 | 670 | 193,822 | G | Support | 2004 |

2.2.4 Facility Inventory

Facilities are any structure used in providing public transportation where ORT owns and has a direct capital responsibility. Facilities utilized, but not necessarily owned or operated, by ORT include: maintenance and administrative buildings. Of the facilities listed in Table 2.4, all are 100% the capital responsibility of ORT.

Table 2.5: Facility Inventory

| Facility Description | Asset Classification | Location | Year Built | Lot Size (Acres) | Building Size (Sq. Ft.) | Primary Mode Served | Owner | Capital Responsibility |
|-----------------------|-------------------------|--|------------|------------------|-------------------------|-----------------------------|-------|------------------------|
| Administrative Office | Administrative Facility | 2423A East Robinson Avenue Springdale, AR 72764 | 1985 | N/A | 4,500 | Fixed Route and Paratransit | ORT | 100% |
| Maintenance Garage | Maintenance Facility | 2423B East Robinson Avenue Springdale, AR 72764 | 2015 | N/A | 9,000 | Fixed Route and Paratransit | ORT | 100% |
| Wash Bay | Maintenance Facility | 2423C East Robinson Avenue Springdale, AR 72764 | 1985 | N/A | 4,000 | Fixed Route and Paratransit | ORT | 100% |
| Fueling Station | Maintenance Facility | 2423D East Robinson Avenue Springdale, AR 72764 | 1985 | N/A | N/A | Fixed Route and Paratransit | ORT | 100% |

Section 3: Asset Condition Assessment

3.1 Asset Condition Assessment Overview

ORT assesses the condition of its assets on an annual basis by utilizing the FTA TERM (Transit Economic Requirements Model) condition rating assessment scale (see Table 3.1 below). This rating scale assigned a numerical value or rank based on the physical condition(s) presented by each individual asset throughout its life cycle. The rating scale is based on numbers 0.0 to 5.0, with five being new and one being poor. Assets with a rating of 2.0 or higher are considered to be in a State of Good Repair. All completed asset inspection forms are documented in the data set of Appendices A - C.

3.2 State of Good Repair (SGR)

State of Good Repair (SGR) is defined as the condition in which a capital asset is able to operate at a full level of performance. An individual capital asset may operate at a full level of performance regardless of whether or not other capital assets within a public transportation system are in a SGR. Due to this, each asset is individually conditionally assessed. The SGR policy for ORT has determined that an asset is operating at full level of performance if the asset can answer YES to the questions below:

1. Is the asset able to perform its designed function?
2. Does the asset operate without any known unacceptable safety risk?
3. Does the asset have remaining Useful Life (as determined in Section 5 of this plan)?

The TAM Final Rule established three performance measures which are a minimum national standard for transit operators. These performance measures are:

- Rolling Stock: The percentage of revenue vehicles (by type) that exceed the useful life benchmark (ULB).
- Equipment: The percentage of non-revenue service vehicles (by type) that exceed the ULB.
- Facilities: The percentage of facilities (by group) that are rated less than 2.0 on the Transit Economic Requirements Model (TERM) Scale

The purpose of ORT TAM Plan is to keep our assets in a SGR through setting these targets, and optimizing the capital investment plan to achieve these targets. Failure to achieve or maintain a SGR leads to:

- Safety risks for the users of public transit
- Decreased system reliability, more road calls, and shorter distances between failures
- Higher maintenance costs

- Lower system performance and eventually lower customer satisfaction

Table 3.1: FTA TERM Rating Scale

| FTA TERM Rating Scale | | |
|-----------------------|-----------|--|
| Rank | Category | Description |
| 4.8 – 5.0 | Excellent | New asset; no visible defects. |
| 4.0 – 4.7 | Good | Asset showing minimal signs of wear; some (slightly) defective or deteriorated component(s). |
| 3.0 – 3.9 | Adequate | Asset has reached its mid-life (condition 3.5); some moderately defective or deteriorated component(s). |
| 2.0 – 2.9 | Marginal | Asset reaching or just past the end of its use life; increasing number of defective or deteriorated component(s) and increasing maintenance needs. |
| 1.0 – 1.9 | Poor | Asset is past its useful life and is in need of immediate repair or replacement may have critically damaged component(s). |

3.3 Condition Assessment by Asset Category

3.3.1 Rolling Stock Condition Assessment

The TAMP Rolling Stock condition assessments were completed by TranSystems staff. The TAMP Rolling Stock condition assessment consists of assigning a condition rating to all rolling stock assets for which ORT owns and has a direct capital responsibility. A condition assessment ranking is not conducted in the TAMP for rolling stock assets for which ORT does not own the rolling stock asset, the rolling stock asset is owned by a third party, and/or where ORT does not have a direct capital responsibility for the rolling stock asset. However, for the purposes of NTD reporting (Inventory and Condition Submittal), all ORT owned and third party owned rolling stock assets (regardless of direct capital responsibility) are assigned an asset condition rating.

In addition, due to the damage caused by the fire detailed in Section I of this plan, all leased vehicles will need to be replaced by 100% owned ORT vehicles. The Rolling Stock Condition Assessment Tables can be found in Table 3.2.

Table 3.2 Rolling Stock Condition Assessment

| Year | Date in Service | Months in Service 04/2018 | Asset Class | Make /Model | VIN | Agency Vehicle Number | Mileage | Vehicle Length (ft) | Fuel Type | ADA Accessible Type | Vehicle Use | Condition Rating |
|------|-----------------|---------------------------|-------------|----------------------|-------------------|-----------------------|---------|---------------------|-----------|---------------------|----------------|------------------|
| 2001 | 3/1/2001 | 205 | BU | Orion/Bus | 1VH5F3N2316501614 | Athens 269 | 310,463 | 30-40 | D | WC | FR-Revenue | 1.0 |
| 2003 | 2/1/2003 | 182 | BU | Gillig/Phantom | 15GCB201231111863 | Pennsylvania 1508 | 369,939 | 30-40 | D | WC | FR-Contingency | 1.0 |
| 2001 | 3/1/2001 | 205 | BU | Orion/Bus | 1VH5F3N2116501613 | Athens 268 | 409,401 | 30-40 | D | WC | FR-Revenue | 1.0 |
| 2003 | 5/1/2004 | 167 | BU | NABI/Bus | 1N94161423A140326 | DART 5747 | 503,933 | 30-40 | D | WC | FR-Revenue | 1.0 |
| 1997 | 11/1/1997 | 245 | BU | Gillig/Phantom | 15GCD2010V1088502 | Razorback 025 | 521,243 | 30-40 | D | WC | FR-Contingency | 1.0 |
| 1997 | 12/1/1997 | 244 | BU | Gillig/Phantom | 15GCD2011V1088511 | Razorback 030 | 523,373 | 30-40 | D | WC | FR-Contingency | 1.0 |
| 2001 | 6/1/2001 | 202 | BU | Gillig/Low Floor | 15GGE181611090410 | Key West 807 | 550,000 | 30-40 | D | WC | FR-Contingency | 1.0 |
| 2001 | 6/1/2001 | 202 | BU | Gillig/Low Floor | 15GGE181811090408 | Key West 805 | 550,452 | 30-40 | D | WC | FR-Contingency | 1.0 |
| 2001 | 6/1/2001 | 202 | BU | Gillig/Low Floor | 15GGE181811090411 | Key West 808 | 556,557 | 30-40 | D | WC | FR-Contingency | 1.0 |
| 2010 | 6/1/2010 | 94 | BU | Gillig/Low Floor | 1GB9G5AG2A1136481 | Springfield 271 | 211,824 | 30-40 | D | WC | FR-Revenue | 3.5 |
| 2010 | 6/1/2010 | 94 | BU | Gillig/Low Floor | 1GB9G5AGXA1136986 | Springfield 273 | 219,432 | 30-40 | D | WC | FR-Revenue | 3.5 |
| 2015 | 4/1/2014 | 48 | BU | Glaval/Concorde II | 3FRNF6FL2FV554734 | 311 | 61,571 | 25-35 | D | N/A | FR-Revenue | 4.0 |
| 2015 | 4/1/2014 | 48 | BU | Glaval/Concorde II | 3FRNF6FLOFV554732 | 310 | 71,069 | 25-35 | D | N/A | FR-Revenue | 4.0 |
| 2015 | 4/1/2014 | 48 | BU | Glaval/Concorde II | 3FRNF6FL9FV554733 | 309 | 78,260 | 25-35 | D | N/A | FR-Revenue | 4.0 |
| 2010 | 12/1/2010 | 88 | CU | Ford/E-450 | 1FDPE4FS0BDA49249 | 677 | 280,721 | 20-30 | G | WC | FR-Revenue | 1.0 |
| 2008 | 11/1/2007 | 125 | CU | Ford/Glaval Titan II | 1FDXE45S58DA54492 | Pelivan 078 | 228,915 | 20-30 | G | WC | FR-Revenue | 1.3 |
| 2010 | 7/1/2009 | 105 | CU | Ford/EI Dorado | 1FDPE45S69DA89877 | Wichita 933 | 254,725 | 20-30 | G | WC | FR-Revenue | 1.5 |
| 2009 | 5/1/2009 | 107 | CU | Ford/E-450 | 1FDPE45S69DA72299 | Kentucky 601 | 196,870 | 20-30 | G | WC | FR-Contingency | 1.8 |
| 2010 | 7/1/2009 | 105 | CU | Ford/EI Dorado | 1FDPE45S19DA89883 | Wichita 939 | 203,558 | 20-30 | G | WC | FR-Revenue | 1.8 |
| 2010 | 7/1/2009 | 105 | CU | Ford/EI Dorado | 1FDPE45S59DA89885 | Wichita 941 | 216,090 | 20-30 | G | WC | FR-Revenue | 1.8 |


Table 3.2A Rolling Stock Condition Assessment Continued

| Year | Date in Service | Months in Service 04/2018 | Asset Class | Make /Model | VIN | Agency Vehicle Number | Mileage | Vehicle Length (ft) | Fuel Type | ADA Accessible Type | Vehicle Use | Condition Rating |
|------|-----------------|---------------------------|-------------|------------------------|-------------------|-----------------------|---------|---------------------|-----------|---------------------|-------------|------------------|
| 2006 | 10/1/2005 | 150 | CU | Chevrolet/Express 3500 | 1GBJG31U661128088 | EOA 105 | 58,308 | 20-30 | G | WC | FR-Revenue | 2.0 |
| 2010 | 7/1/2009 | 105 | CU | Ford/EI Dorado | 1FDXE45S29DA89889 | Wichita 27 | 171,045 | 20-30 | G | WC | FR-Revenue | 2.0 |
| 2010 | 7/1/2009 | 105 | CU | Ford/EI Dorado | 1FDXE45S99DA89887 | Wichita 29 | 182,005 | 20-30 | G | WC | FR-Revenue | 2.0 |
| 2010 | 7/1/2009 | 105 | CU | Ford/EI Dorado | 1FDXE45S09DA89888 | Wichita 28 | 146,064 | 20-30 | G | WC | FR-Revenue | 2.1 |
| 2015 | 2/1/2015 | 38 | CU | Glaval/E-450 | 1FDXE4FS7FDA27810 | 681 | 121,073 | 20-30 | CNG | WC | FR-Revenue | 2.8 |
| 2015 | 2/1/2015 | 38 | CU | Glaval/E-450 | 1FDXE4FS0FDA27812 | 683 | 103,620 | 20-30 | CNG | WC | FR-Revenue | 3.0 |
| 2017 | 4/1/2017 | 12 | CU | Ford/E-450 | 1FDXE4FS4HDC51518 | 686 | 12,786 | 20-25 | G | WC | DR-Revenue | 4.5 |
| 2017 | 4/1/2017 | 12 | CU | Ford/E-450 | 1FDXE4FS6HDC51519 | 687 | 14,080 | 20-25 | G | WC | DR-Revenue | 4.5 |
| 2017 | 5/1/2017 | 11 | CU | Ford/E-450 | 1FDXE4FS2HDC51517 | 685 | 21,957 | 20-25 | G | WC | DR-Revenue | 4.5 |
| 2017 | 11/1/2017 | 5 | CU | Chevrolet/Arboc | 1HA6GUBG1HN002695 | 695 | 6,640 | 20-30 | G | WC | FR-Revenue | 4.8 |
| 2017 | 11/1/2017 | 5 | CU | Chevrolet/Arboc | 1HA6GUBG0HN002705 | 692 | 7,806 | 20-30 | G | WC | FR-Revenue | 4.8 |
| 2017 | 11/1/2017 | 5 | CU | Chevrolet/Arboc | 1HA6GUBG7HN002636 | 688 | 8,856 | 20-30 | G | WC | FR-Revenue | 4.8 |
| 2017 | 11/1/2017 | 5 | CU | Chevrolet/Arboc | 1HA6GUBG6HN002322 | 693 | 9,000 | 20-30 | G | WC | FR-Revenue | 4.8 |
| 2017 | 11/1/2017 | 5 | CU | Chevrolet/Arboc | 1HA6GUBG9HN002458 | 689 | 9,267 | 20-30 | G | WC | FR-Revenue | 4.8 |
| 2017 | 11/1/2017 | 5 | CU | Chevrolet/Arboc | 1HA6GUBG2HN002527 | 691 | 9,863 | 20-30 | G | WC | FR-Revenue | 4.8 |
| 2017 | 11/1/2017 | 5 | CU | Chevrolet/Arboc | 1HA6GUBG4HN002450 | 694 | 10,811 | 20-30 | G | WC | FR-Revenue | 4.8 |
| 2017 | 11/1/2017 | 5 | CU | Chevrolet/Arboc | 1HA6GUBG8HN002502 | 690 | 13,060 | 20-30 | G | WC | FR-Revenue | 4.8 |
| 2007 | 11/1/2006 | 137 | MV | Chevrolet/Uplander | 1GBDVI3187D155352 | 508 | 255,416 | 15-20 | G | WC | DR-Revenue | 1.0 |
| 2010 | 11/1/2009 | 101 | MV | Dodge/Grand Caravan SE | 2D4RN4DE7AR185017 | 512 | 237,341 | 15-20 | G | WC | DR-Revenue | 1.2 |
| 2010 | 11/1/2009 | 101 | MV | Dodge/Grand Caravan SE | 2D4RN4DE3AR185015 | 510 | 271,363 | 15-20 | G | WC | DR-Revenue | 1.2 |

Table 3.2B Rolling Stock Condition Assessment Continued

| Year | Date in Service | Months in Service 04/2018 | Asset Class | Make /Model | VIN | Agency Vehicle Number | Mileage | Vehicle Length (ft) | Fuel Type | ADA Accessible Type | Vehicle Use | Condition Rating |
|------|-----------------|---------------------------|-------------|------------------------|-------------------|-----------------------|---------|---------------------|-----------|---------------------|-------------|------------------|
| 2010 | 11/1/2009 | 101 | MV | Dodge/Grand Caravan SE | 2D4RN4DE7AR197930 | 515 | 276,548 | 15-20 | G | WC | DR-Revenue | 1.2 |
| 2016 | 7/1/2015 | 33 | MV | Mobility Ventures/MV-I | 57WMD2C61GM100172 | 518 | 54,363 | 15-20 | G | WC | DR-Revenue | 3.9 |
| 2016 | 6/1/2015 | 34 | MV | Mobility Ventures/MV-I | 57WMD2C63GM100125 | 517 | 55,495 | 15-20 | G | WC | DR-Revenue | 3.9 |
| 2016 | 6/1/2015 | 34 | MV | Mobility Ventures/MV-I | 57WMD2C60GM100311 | 520 | 35,952 | 15-20 | G | WC | DR-Revenue | 4.0 |
| 2016 | 6/1/2015 | 34 | MV | Mobility Ventures/MV-I | 57WMD2C62GM100021 | 516 | 38,631 | 15-20 | G | WC | DR-Revenue | 4.0 |
| 2016 | 7/1/2015 | 33 | MV | Mobility Ventures/MV-I | 57WMD2C62GM100245 | 519 | 38,976 | 15-20 | G | WC | DR-Revenue | 4.0 |

Figure 3.1: Sample Revenue Vehicle Inventory and Condition Form Front



Revenue Vehicle Inventory & Condition Assessment Form

Agency Name: _____

Inventory Date: _____

Make: _____

Model: _____

Year: _____

ID/Serial Number/VIN: _____

Mileage: _____

Date in Service: _____

Vehicle Location: _____


| Vehicle Asset Class (Mark One) | | | |
|--------------------------------|--------------------------|----------------------------------|--------------------------|
| AB - Articulated Bus | <input type="checkbox"/> | MB - Mini-bus | <input type="checkbox"/> |
| AO - Automobile | <input type="checkbox"/> | MV - Mini-van | <input type="checkbox"/> |
| BR - Over-the-road Bus | <input type="checkbox"/> | RT - Rubber-tire Vintage Trolley | <input type="checkbox"/> |
| BU - Bus | <input type="checkbox"/> | SB - School Bus | <input type="checkbox"/> |
| CU - Cutaway Bus | <input type="checkbox"/> | SV - Sport Utility Vehicle | <input type="checkbox"/> |
| DB - Double Decked Bus | <input type="checkbox"/> | TB - Trolleybus | <input type="checkbox"/> |
| FB - Ferryboat | <input type="checkbox"/> | VN - Van | <input type="checkbox"/> |

| Vehicle Condition Assessment Rating Scale | | |
|---|-----------|--|
| Rating | Condition | Description |
| 4.8 - 5.0 | Excellent | New asset; no visible defects. |
| 4.0 - 4.7 | Good | Asset showing minimal signs of wear; some (slightly) defective or deteriorated component(s). |
| 3.0 - 3.9 | Adequate | Asset has reached its mid-life (condition 3.5); some moderately defective or deteriorated component(s). |
| 2.0 - 2.9 | Marginal | Asset reaching or just past the end of its use life; increasing number of defective or deteriorated component(s) and increasing maintenance needs. |
| 1.0 - 1.9 | Poor | Asset is past its useful life and is in need of immediate repair or replacement may have critically damaged component(s). |

Vehicle Condition Score: _____

Additional Vehicle Comments:

Figure 3.2: Sample Revenue Vehicle Inventory and Condition Form Back



Note: Provide photographs of all damage or physical issue noted

Vehicle Subsystems Review Items:

| | | | |
|---|------------------------------|-----------------------------|------------------------------|
| Ignition | <input type="checkbox"/> Yes | <input type="checkbox"/> No | <input type="checkbox"/> N/A |
| Fire extinguisher and fire suppression (if applicable) | <input type="checkbox"/> Yes | <input type="checkbox"/> No | <input type="checkbox"/> N/A |
| On board safety items (reflectors, triangles, etc) | <input type="checkbox"/> Yes | <input type="checkbox"/> No | <input type="checkbox"/> N/A |
| Lights (check headlights, taillights, and turn signals) | <input type="checkbox"/> Yes | <input type="checkbox"/> No | <input type="checkbox"/> N/A |
| Windshield wipers | <input type="checkbox"/> Yes | <input type="checkbox"/> No | <input type="checkbox"/> N/A |
| Horn | <input type="checkbox"/> Yes | <input type="checkbox"/> No | <input type="checkbox"/> N/A |
| Driver's seat belt | <input type="checkbox"/> Yes | <input type="checkbox"/> No | <input type="checkbox"/> N/A |
| Passenger seat belts | <input type="checkbox"/> Yes | <input type="checkbox"/> No | <input type="checkbox"/> N/A |
| Wheelchair lift/ramp in working order (if applicable) | <input type="checkbox"/> Yes | <input type="checkbox"/> No | <input type="checkbox"/> N/A |
| Cleanliness | <input type="checkbox"/> Yes | <input type="checkbox"/> No | <input type="checkbox"/> N/A |
| Scratches or dents (if yes highlight on diagram below) | <input type="checkbox"/> Yes | <input type="checkbox"/> No | <input type="checkbox"/> N/A |

3.3.2 Equipment Condition Assessment

The TAMP Equipment condition assessment consists of assigning a TERM physical condition rating to both all equipment that is either a non-revenue service vehicle or a non-vehicle equipment asset with an acquisition value of \$50,000 or more (individual line item or group). Furthermore, the equipment condition assessment contains only assets for which ORT owns and has a direct capital responsibility.

A condition assessment ranking is not conducted in the TAMP for equipment assets for which ORT does not own, is owned by a third party, the equipment has an acquisition cost below \$50,000 (individual line item or group), or where ORT does not have a direct capital responsibility.

Table 3.3 details the condition assessment for each of the assets that need to be included as part of the TAMP.

Table 3.3 Equipment Condition Assessment

| Item # | Classification | Item | Service Start Year | Age | Quantity | Status | Replacement Cost | Condition Rating |
|--------|---------------------|-------------------------|--------------------|------|----------|------------|------------------|------------------|
| 98 | Maintenance Vehicle | Ford/F-350 Truck | 5/1/1994 | 23.9 | 1 | In-Service | \$37,920 | 1.5 |
| 99 | Maintenance Vehicle | Ford/F-350 Truck | 2/1/2004 | 14.2 | 1 | In-Service | \$37,920 | 2.0 |
| 100 | Staff Vehicle | Chevrolet/Impala | 7/1/2005 | 12.8 | 1 | In-Service | \$27,895 | 1.2 |
| 101 | Maintenance Vehicle | Ford/F-150 Truck | 2/1/1995 | 23.2 | 1 | In-Service | \$34,245 | 1.0 |
| 102 | Staff Vehicle | Chevrolet/Suburban | 7/1/2004 | 13.8 | 1 | In-Service | \$50,200 | 1.5 |
| 103 | Staff Vehicle | Dodge/Ram Wagon - B3500 | 2/1/2002 | 16.2 | 1 | In-Service | \$33,515 | 1.0 |
| 104 | Staff Vehicle | Dodge/Ram Wagon - B3500 | 4/1/2002 | 16.0 | 1 | In-Service | \$33,515 | 1.3 |
| 106 | Staff Vehicle | Dodge/Ram Crew | 6/1/2017 | 0.8 | 1 | In-Service | \$33,515 | 4.9 |
| 669 | Staff Vehicle | Ford/E-350 Van | 5/1/2004 | 13.9 | 1 | In-Service | \$33,515 | 1.1 |
| 670 | Staff Vehicle | Ford/E-350 Van | 5/1/2004 | 13.9 | 1 | In-Service | \$33,515 | 1.2 |

3.3.3 Facilities Condition Assessment

The TAMP Facilities condition assessment consists of assigning a physical condition rating, based on the FTA TERM Scale (Table 3.1), to all facility assets for which ORT owns and has a direct capital responsibility. A condition assessment ranking is not conducted in the TAM Plan for facility assets for which ORT does not own the asset, the facility asset is owned by a third party, and/or where ORT does not have a direct capital responsibility for the facility asset.

However, for the purposes of NTD reporting (Inventory and Condition Submittal), all ORT owned and third party owned facility assets (regardless of direct capital responsibility) are included in the Facility Asset Inventory (see Table 2.2.4). Only ORT owned facility assets with a direct capital responsibility are assigned a facility asset condition rating.

At the time of this report, ORT only owns, operates, and has a direct capital responsibility for its Administration Building, Maintenance Building, Wash Bay, and Fueling Station in Springdale, Arkansas.


Each condition assessment inspection will take place in March/April of each calendar year. The inspection of major facility components and subcomponents will be conducted by the Director of Maintenance and an ORT staff member, with results and data reported to ORT Accountable Executive.

The Facilities Condition Assessment can be found in Table 3.4.

Table 3.4 Facilities Condition Assessment

| Facility Description | Asset Classification | Location | Year Built | Lot Size (Acres) | Building Size (Sq. Ft.) | Primary Mode Served | Owner | Capital Responsibility | Condition Rating |
|-----------------------|-------------------------|--|------------|------------------|-------------------------|-----------------------------|-------|------------------------|------------------|
| Administrative Office | Administrative Facility | 2423A East Robinson Avenue Springdale, AR 72764 | 1985 | N/A | 4,500 | Fixed Route and Paratransit | ORT | 100% | 3.82 |
| Wash Bay | Maintenance Facility | 2423A East Robinson Avenue Springdale, AR 72764 | 1985 | N/A | 4,000 | Fixed Route and Paratransit | ORT | 100% | 4.10 |
| Fueling Station | Maintenance Facility | 2423A East Robinson Avenue Springdale, AR 72764 | 1985 | N/A | N/A | Fixed Route and Paratransit | ORT | 100% | 4.13 |
| Maintenance Garage | Maintenance Facility | 2423A East Robinson Avenue Springdale, AR 72764 | 2015 | N/A | 9,000 | Fixed Route and Paratransit | ORT | 100% | 4.39 |

Figure 3.3: Sample Facility Inventory and Condition Form Front



Facility Inventory & Condition Assessment Form

Agency Name: _____
Inventory Date: _____
Facility Address: _____
Facility Name: _____
Year Built or Replaced: _____
Primary Mode Served: _____
Square Feet: _____
Percent Capital Responsibility: _____
Section of Larger Facility? Yes No

| Facility Type | | |
|----------------------------------|---|--------------------------|
| Passenger and Parking Facilities | Rail passenger facilities | <input type="checkbox"/> |
| | Light rail, cable car and streetcar passenger facilities that have platforms and serve track in a separate right of way | <input type="checkbox"/> |
| | Motorbus, rapid bus, commuter bus, and trolley bus passenger facilities in a separate right of way that have an enclosed structure for passengers | <input type="checkbox"/> |
| | Transportation, transit or transfer centers, park and ride facilities, and transit malls if they have an enclosed structure for passengers | <input type="checkbox"/> |
| Administrative Facility | Offices for management/supporting activities for transit operations | <input type="checkbox"/> |
| Maintenance | General Purpose – Garage of building for routine maintenance/repairs | <input type="checkbox"/> |
| | Heavy Maintenance – Garage or building for engine/other major unit rebuilds | <input type="checkbox"/> |

| Facility Primary and Secondary Level Visual Assessment Rating Guide | | |
|---|-----------|---|
| Score | Rating | Description |
| 5 | Excellent | No visible defects, new or near new condition, may still be under warranty if applicable |
| 4 | Good | Good condition, but no longer new, may have some slightly defective or deteriorated component(s), but is overall functional |
| 3 | Adequate | Moderately deteriorated or defective components; but has not exceeded useful life |
| 2 | Marginal | Defective or deteriorated component(s) in need of replacement; exceeded useful life |
| 1 | Poor | Critically damaged component(s) or in need of immediate repair; well past useful life |

Figure 3.4: Sample Facility Inventory and Condition Form Back

| Primary Level | Secondary Level Visual Assessment | Secondary Level Visual Rating | Primary Level Rating |
|-----------------|--|-------------------------------|----------------------|
| Substructure | Foundation | | |
| | Basement | | |
| Shell | Superstructure/structural frame, including columns, pillars, and walls | | |
| | Roof, gutters, eaves, skylights, pillars, and walls | | |
| | Exterior windows, doors, and all finishes (paint and masonry) | | |
| | Balconies, fire escapes, gutters, and downspouts | | |
| Interiors | Partitions: walls, interior doors, fittings, and signage | | |
| | Interior stairs and landings | | |
| | Finishes: materials used on walls, floors, and ceilings | | |
| Conveyance | Elevators and escalators | | |
| | Fixed apparatuses for the movement of goods or people | | |
| Plumbing | Fixtures | | |
| | Water supply | | |
| | Sanitary waste | | |
| | Rain water drainage | | |
| HVAC | Energy supply | | |
| | Heating/cooling generation and distribution systems | | |
| | Testing, balancing, controls, and instrumentation | | |
| | Chimneys and vents | | |
| Fire Protection | Sprinklers | | |
| | Standpipes | | |
| | Hydrants and other fire protection specialties | | |
| Electrical | Electrical service and distribution | | |
| | Lighting and branch wiring (interior and exterior) | | |
| | Communications and security | | |
| | Other electrical system related pieces, such as: lighting protection, generators, and emergency lighting | | |
| Fare Collection | Items including turnstiles, ticket machines, and any other major equipment requiring capital request for replacement | | |
| Site | Pedestrian areas and associated signage, marking, and equipment | | |
| | Site development, such as: fences, walls, and miscellaneous structures | | |
| | Landscaping and irrigation | | |
| | Site utilities | | |

Cumulative Primary Level Score (CPLS): _____
Final Term Rating (CPLS/10): _____

3.4 Asset Condition Assessment Results

Below is a breakdown of the Asset Condition Assessment results for each asset category: Revenue Vehicles, Equipment, and Facilities.

3.4.1 Revenue Vehicle Condition Assessment Results

To determine the revenue vehicle condition, ORT is using a three factor score to determine the total vehicle condition based on the:

- **Condition**

The condition score is the most subjective of the three benchmarks but is still useful to use in providing a full picture of the assets overall condition. According to Table 3.2 Rolling Stock Condition Assessment, 27 of the 46 vehicles (58.7%) have a condition rating of 2 or higher.

The FY2019 target for a condition evaluation is 75% with a condition rating of 2 or higher. The fleet does not currently meet this benchmark and will be addressed in the investment prioritization section of this plan.

- **Age**

The age benchmark is determined by evaluating the number of years the vehicle has been in service versus the Useful Life Benchmark (ULB) for the asset class. Each asset class for revenue vehicles has a specific ULB determined by FTA for the TAM process as seen in Table 3.5.

Table 3.5 FTA TAM Established Useful Life Benchmarks for Age of Asset Class

| Asset Class | FTA Default ULB | # of Vehicles | # Exceeding ULB | % Exceeding ULB |
|----------------|-----------------|---------------|-----------------|-----------------|
| Bus | 14 Years | 14 | 9 | 64.3% |
| Cutaway | 10 Years | 23 | 2 | 8.7% |
| Minivan | 8 Years | 9 | 4 | 44.4% |
| Totals: | | 46 | 15 | 32.6% |

The Age Score will be developed based off of the ULB using the percentages of life of the asset used as seen in Table 3.6.

Table 3.6 Age Condition Assessment Scoring Ratios

| Percentage of UL Used | Score |
|-----------------------|-------|
| 0.0% to 25.0% | 5 |
| 25.1% to 50.0% | 4 |
| 50.1% to 75.0% | 3 |
| 75.1 to 100.0% | 2 |
| Over 100.1% | 1 |

The target for an age evaluation is 75% of the asset class with remaining useful life. As seen in Table 3.5, 31 of the 46 vehicles (67.4%) have a condition rating of 2 or higher. The fleet does not currently meet this benchmark and will be addressed in the investment prioritization section of this plan.

- **Mileage**

The mileage benchmark is determined by each asset class' useful life based on general life expectancy and the specific use that ORT has for the lifecycle of the asset class. Table 3.6 shows the ULB for mileage specific to our agency.

Table 3.7 TAM Useful Life Benchmarks for Mileage of Asset Class

| Asset Class | Mileage ULB | # of Vehicles | # Exceeding ULB | % Exceeding ULB |
|----------------|---------------|---------------|-----------------|-----------------|
| Bus | 500,000 miles | 14 | 6 | 42.9% |
| Cutaway | 250,000 miles | 23 | 2 | 8.7% |
| Minivan | 200,000 miles | 9 | 4 | 44.4% |
| Totals: | | 46 | 12 | 26.1% |

The mileage score will be developed based off of the ULB using the percentages of life of the asset used as seen in Table 3.8.

Table 3.8 Mileage Condition Assessment Scoring Ratios

| Percentage of UL Used | Score |
|-----------------------|-------|
| 0.0% to 25.0% | 5 |
| 25.1% to 50.0% | 4 |
| 50.1% to 75.0% | 3 |
| 75.1 to 100.0% | 2 |
| Over 100.1% | 1 |

The target for a mileage evaluation is 75% of the asset class with remaining useful life. As seen in Table 3.8, 34 of the 46 vehicles (73.9%) have a condition rating of 2 or higher. The fleet does not currently meet this benchmark and will be addressed in the investment prioritization section of this plan.

- **Cumulative**

The condition, age, and mileage scores based on the five point TERM Scale will be averaged to determine a cumulative score for each asset. The target for the cumulative score is 75% of the asset class with a score 2 or higher (max score of 5). As seen in Table 3.10, 27 of the 46 vehicles (58.7%) have a condition rating of 2 or higher. The fleet does not currently meet this benchmark and will be addressed in the investment prioritization section of this plan.

3.4.2 Revenue Vehicle State of Good Repair Summary

The Table 3.9 shows the SGR for each asset class based on the cumulative score detailed in 3.4.1 of this document. A detailed table of the cumulative scoring can be found in Table 3.10.

Table 3.9 Revenue Vehicle SGR by Asset Class

| Asset Class | SGR Minimum Score | # of Vehicles | # Below ULB | % Below SGR |
|----------------|-------------------|---------------|-------------|-------------|
| Bus | 2.0 | 14 | 9 | 64.3% |
| Cutaway | 2.0 | 23 | 6 | 26.1% |
| Minivan | 2.0 | 9 | 4 | 44.4% |
| Totals: | | 46 | 19 | 41.3% |

Table 3.10A Revenue Vehicle Cumulative Condition, Age, and Mileage Scores

| Asset Class | Make /Model | Agency Vehicle Number | Condition Rating | Year | Date in Service | Months in Service 04/2018 | FTA Useful Life Years | Useful Life Years % | UL Age Condition Rating | Mileage | Useful Life Mileage | Useful Life Mileage % | Remaining Useful Life Miles | UL Mileage Condition Rating | Average Condition Rating |
|-------------|----------------------|-----------------------|------------------|------|-----------------|---------------------------|-----------------------|---------------------|-------------------------|---------|---------------------|-----------------------|-----------------------------|-----------------------------|--------------------------|
| BU | Gillig/Phantom | Razorback 025 | 1.0 | 1997 | 11/1/1997 | 245 | 14 | 145.8% | 1.00 | 521,243 | 500,000 | 104.2% | (21,243) | 1.00 | 1.0 |
| BU | Gillig/Phantom | Razorback 030 | 1.0 | 1997 | 12/1/1997 | 244 | 14 | 145.2% | 1.00 | 523,373 | 500,000 | 104.7% | (23,373) | 1.00 | 1.0 |
| BU | Gillig/Low Floor | Key West 807 | 1.0 | 2001 | 6/1/2001 | 202 | 14 | 120.2% | 1.00 | 550,000 | 500,000 | 110.0% | (50,000) | 1.00 | 1.0 |
| BU | Gillig/Low Floor | Key West 805 | 1.0 | 2001 | 6/1/2001 | 202 | 14 | 120.2% | 1.00 | 550,452 | 500,000 | 110.1% | (50,452) | 1.00 | 1.0 |
| BU | Gillig/Low Floor | Key West 808 | 1.0 | 2001 | 6/1/2001 | 202 | 14 | 120.2% | 1.00 | 556,557 | 500,000 | 111.3% | (56,557) | 1.00 | 1.0 |
| BU | Orion/Bus | Athens 268 | 1.0 | 2001 | 3/1/2001 | 205 | 14 | 122.0% | 1.00 | 409,401 | 500,000 | 81.9% | 90,599 | 2.00 | 1.3 |
| BU | NABI/Bus | DART 5747 | 1.0 | 2003 | 5/1/2004 | 167 | 14 | 99.4% | 2.00 | 503,933 | 500,000 | 100.8% | (3,933) | 1.00 | 1.3 |
| BU | Orion/Bus | Athens 269 | 1.0 | 2001 | 3/1/2001 | 205 | 14 | 122.0% | 1.00 | 310,463 | 500,000 | 62.1% | 189,537 | 3.00 | 1.7 |
| BU | Gillig/Phantom | Pennsylvania 1508 | 1.0 | 2003 | 2/1/2003 | 182 | 14 | 108.3% | 1.00 | 369,939 | 500,000 | 74.0% | 130,061 | 3.00 | 1.7 |
| BU | Gillig/Low Floor | Springfield 271 | 3.5 | 2010 | 6/1/2010 | 94 | 14 | 56.0% | 3.00 | 211,824 | 500,000 | 42.4% | 288,176 | 4.00 | 3.5 |
| BU | Gillig/Low Floor | Springfield 273 | 3.5 | 2010 | 6/1/2010 | 94 | 14 | 56.0% | 3.00 | 219,432 | 500,000 | 43.9% | 280,568 | 4.00 | 3.5 |
| BU | Glaval/Concorde II | 311 | 4.0 | 2015 | 4/1/2014 | 48 | 14 | 28.6% | 4.00 | 61,571 | 500,000 | 12.3% | 438,429 | 5.00 | 4.3 |
| BU | Glaval/Concorde II | 310 | 4.0 | 2015 | 4/1/2014 | 48 | 14 | 28.6% | 4.00 | 71,069 | 500,000 | 14.2% | 428,931 | 5.00 | 4.3 |
| BU | Glaval/Concorde II | 309 | 4.0 | 2015 | 4/1/2014 | 48 | 14 | 28.6% | 4.00 | 78,260 | 500,000 | 15.7% | 421,740 | 5.00 | 4.3 |
| CU | Ford/Glaval Titan II | Pelivan 078 | 1.3 | 2008 | 11/1/2007 | 125 | 10 | 104.2% | 1.00 | 228,915 | 250,000 | 91.6% | 21,085 | 2.00 | 1.4 |
| CU | Ford/El Dorado | Wichita 933 | 1.5 | 2010 | 7/1/2009 | 105 | 10 | 87.5% | 2.00 | 254,725 | 250,000 | 101.9% | (4,725) | 1.00 | 1.5 |
| CU | Ford/E-450 | 677 | 1.0 | 2010 | 12/1/2010 | 88 | 10 | 73.3% | 3.00 | 280,721 | 250,000 | 112.3% | (30,721) | 1.00 | 1.7 |
| CU | Ford/E-450 | Kentucky 601 | 1.8 | 2009 | 5/1/2009 | 107 | 10 | 89.2% | 2.00 | 196,870 | 250,000 | 78.7% | 53,130 | 2.00 | 1.9 |
| CU | Ford/El Dorado | Wichita 939 | 1.8 | 2010 | 7/1/2009 | 105 | 10 | 87.5% | 2.00 | 203,558 | 250,000 | 81.4% | 46,442 | 2.00 | 1.9 |
| CU | Ford/El Dorado | Wichita 941 | 1.8 | 2010 | 7/1/2009 | 105 | 10 | 87.5% | 2.00 | 216,090 | 250,000 | 86.4% | 33,910 | 2.00 | 1.9 |

Table 3.10B Revenue Vehicle Cumulative Condition, Age, and Mileage Scores Continued

| Asset Class | Make /Model | Agency Vehicle Number | Condition Rating | Year | Date in Service | Months in Service 04/2018 | FTA Useful Life Years | Useful Life Years % | UL Age Condition Rating | Mileage | Useful Life Mileage | Useful Life Mileage % | Remaining Useful Life Miles | UL Mileage Condition Rating | Average Condition Rating |
|-------------|------------------------|-----------------------|------------------|------|-----------------|---------------------------|-----------------------|---------------------|-------------------------|---------|---------------------|-----------------------|-----------------------------|-----------------------------|--------------------------|
| CU | Ford/EI Dorado | Wichita 27 | 2.0 | 2010 | 7/1/2009 | 105 | 10 | 87.5% | 2.00 | 171,045 | 250,000 | 68.4% | 78,955 | 3.00 | 2.3 |
| CU | Ford/EI Dorado | Wichita 29 | 2.0 | 2010 | 7/1/2009 | 105 | 10 | 87.5% | 2.00 | 182,005 | 250,000 | 72.8% | 67,995 | 3.00 | 2.3 |
| CU | Ford/EI Dorado | Wichita 28 | 2.1 | 2010 | 7/1/2009 | 105 | 10 | 87.5% | 2.00 | 146,064 | 250,000 | 58.4% | 103,936 | 3.00 | 2.4 |
| CU | Chevrolet/Express 3500 | EOA 105 | 2.0 | 2006 | 10/1/2005 | 150 | 10 | 125.0% | 1.00 | 58,308 | 250,000 | 23.3% | 191,692 | 5.00 | 2.7 |
| CU | Glaval/E-450 | 681 | 2.8 | 2015 | 2/1/2015 | 38 | 10 | 31.7% | 4.00 | 121,073 | 250,000 | 48.4% | 128,927 | 4.00 | 3.6 |
| CU | Glaval/E-450 | 683 | 3.0 | 2015 | 2/1/2015 | 38 | 10 | 31.7% | 4.00 | 103,620 | 250,000 | 41.4% | 146,380 | 4.00 | 3.7 |
| CU | Ford/E-450 | 686 | 4.5 | 2017 | 4/1/2017 | 12 | 10 | 10.0% | 5.00 | 12,786 | 250,000 | 5.1% | 237,214 | 5.00 | 4.8 |
| CU | Ford/E-450 | 687 | 4.5 | 2017 | 4/1/2017 | 12 | 10 | 10.0% | 5.00 | 14,080 | 250,000 | 5.6% | 235,920 | 5.00 | 4.8 |
| CU | Ford/E-450 | 685 | 4.5 | 2017 | 5/1/2017 | 11 | 10 | 9.2% | 5.00 | 21,957 | 250,000 | 8.8% | 228,043 | 5.00 | 4.8 |
| CU | Chevrolet/Arboc | 695 | 4.8 | 2017 | 11/1/2017 | 5 | 10 | 4.2% | 5.00 | 6,640 | 250,000 | 2.7% | 243,360 | 5.00 | 4.9 |
| CU | Chevrolet/Arboc | 692 | 4.8 | 2017 | 11/1/2017 | 5 | 10 | 4.2% | 5.00 | 7,806 | 250,000 | 3.1% | 242,194 | 5.00 | 4.9 |
| CU | Chevrolet/Arboc | 688 | 4.8 | 2017 | 11/1/2017 | 5 | 10 | 4.2% | 5.00 | 8,856 | 250,000 | 3.5% | 241,144 | 5.00 | 4.9 |
| CU | Chevrolet/Arboc | 693 | 4.8 | 2017 | 11/1/2017 | 5 | 10 | 4.2% | 5.00 | 9,000 | 250,000 | 3.6% | 241,000 | 5.00 | 4.9 |
| CU | Chevrolet/Arboc | 689 | 4.8 | 2017 | 11/1/2017 | 5 | 10 | 4.2% | 5.00 | 9,267 | 250,000 | 3.7% | 240,733 | 5.00 | 4.9 |
| CU | Chevrolet/Arboc | 691 | 4.8 | 2017 | 11/1/2017 | 5 | 10 | 4.2% | 5.00 | 9,863 | 250,000 | 3.9% | 240,137 | 5.00 | 4.9 |
| CU | Chevrolet/Arboc | 694 | 4.8 | 2017 | 11/1/2017 | 5 | 10 | 4.2% | 5.00 | 10,811 | 250,000 | 4.3% | 239,189 | 5.00 | 4.9 |
| CU | Chevrolet/Arboc | 690 | 4.8 | 2017 | 11/1/2017 | 5 | 10 | 4.2% | 5.00 | 13,060 | 250,000 | 5.2% | 236,940 | 5.00 | 4.9 |
| MV | Chevrolet/Uplander | 508 | 1.0 | 2007 | 11/1/2006 | 137 | 8 | 142.7% | 1.00 | 255,416 | 200,000 | 127.7% | (55,416) | 1.00 | 1.0 |
| MV | Dodge/Grand Caravan SE | 512 | 1.2 | 2010 | 11/1/2009 | 101 | 8 | 105.2% | 1.00 | 237,341 | 200,000 | 118.7% | (37,341) | 1.00 | 1.1 |
| MV | Dodge/Grand Caravan SE | 510 | 1.2 | 2010 | 11/1/2009 | 101 | 8 | 105.2% | 1.00 | 271,363 | 200,000 | 135.7% | (71,363) | 1.00 | 1.1 |

Table 3.10C Revenue Vehicle Cumulative Condition, Age, and Mileage Scores Continued

| Asset Class | Make /Model | Agency Vehicle Number | Condition Rating | Year | Date in Service | Months in Service 04/2018 | FTA Useful Life Years | Useful Life Years % | UL Age Condition Rating | Mileage | Useful Life Mileage | Useful Life Mileage % | Remaining Useful Life Miles | UL Mileage Condition Rating | Average Condition Rating |
|-------------|------------------------|-----------------------|------------------|------|-----------------|---------------------------|-----------------------|---------------------|-------------------------|---------|---------------------|-----------------------|-----------------------------|-----------------------------|--------------------------|
| MV | Dodge/Grand Caravan SE | 515 | 1.2 | 2010 | 11/1/2009 | 101 | 8 | 105.2% | 1.00 | 276,548 | 200,000 | 138.3% | (76,548) | 1.00 | 1.1 |
| MV | Mobility Ventures/MV-I | 518 | 3.9 | 2016 | 7/1/2015 | 33 | 8 | 34.4% | 4.00 | 54,363 | 200,000 | 27.2% | 145,637 | 4.00 | 4.0 |
| MV | Mobility Ventures/MV-I | 517 | 3.9 | 2016 | 6/1/2015 | 34 | 8 | 35.4% | 4.00 | 55,495 | 200,000 | 27.7% | 144,505 | 4.00 | 4.0 |
| MV | Mobility Ventures/MV-I | 520 | 4.0 | 2016 | 6/1/2015 | 34 | 8 | 35.4% | 4.00 | 35,952 | 200,000 | 18.0% | 164,048 | 5.00 | 4.3 |
| MV | Mobility Ventures/MV-I | 516 | 4.0 | 2016 | 6/1/2015 | 34 | 8 | 35.4% | 4.00 | 38,631 | 200,000 | 19.3% | 161,369 | 5.00 | 4.3 |
| MV | Mobility Ventures/MV-I | 519 | 4.0 | 2016 | 7/1/2015 | 33 | 8 | 34.4% | 4.00 | 38,976 | 200,000 | 19.5% | 161,024 | 5.00 | 4.3 |

3.4.3 Equipment Condition Assessment Results

Equipment evaluated per FTA requirements in this TAMP, is all non-revenue service vehicles regardless of value and any ORT owned equipment with a cost of over \$50,000 in acquisition value. Equipment includes non-revenue service vehicles that are primarily used to support maintenance and repair work for a public transportation system, supervisory work, or for the delivery of materials, equipment, or tools.

For the purpose of the condition assessment, the asset category for equipment is split into two sections: non-revenue vehicles regardless of cost and equipment with an acquisition value over \$50,000.

3.4.3.1 Non-Revenue Vehicles

The non-revenue vehicles will be scored the same way as the revenue vehicles. The priority for replacement will not be as high as the revenue vehicles as they are not transporting passengers and the target will be set lower to ensure that they are not being prioritized. ORT only has 10 staff/maintenance vehicles, so a change in one vehicle causes a 10% change in the results. This makes generalizations based on aggregate statistics less useful. Setting a target for this vehicle class should recognize that they do not carry passengers, so there is less risk associated with their State of Good Repair conditions.

To determine the non-revenue vehicle condition, ORT is using a three factor score to determine the total vehicle condition based on the:

- **Condition**

The condition score is the most subjective of the three benchmarks but is still useful to use in providing a full picture of the assets overall condition. According to Table 3.3, 2 of the 10 vehicles (20.0%) have a condition rating of 2 or higher.

The target for a condition evaluation is 50% with a condition rating of 2 or higher. The fleet does not currently meet this benchmark and will be addressed in the investment prioritization section of this plan.

- **Age**

The age benchmark is determined by evaluating the number of years the vehicle has been in service versus the Useful Life Benchmark (ULB) for the asset class. Each asset class for non-revenue vehicles has a specific ULB determined by FTA for the TAM process as seen in Table 3.11.

Table 3.11 FTA TAM Established Useful Life Benchmarks for Age of Asset Class

| Asset Class | FTA Default ULB | # of Vehicles | # Below ULB | % Below ULB |
|----------------|-----------------|---------------|-------------|-------------|
| Automobile | 8 Years | 1 | 1 | 100% |
| SUV | 8 Years | 1 | 1 | 100% |
| Truck | 14 Years | 4 | 3 | 75% |
| Van | 8 Years | 4 | 4 | 100% |
| Totals: | | 10 | 9 | 90% |

The age score will be developed based off of the ULB using the percentages of life of the asset used as seen in Table 3.12.

Table 3.12 Age Condition Assessment Scoring Ratios

| Percentage of UL Used | Score |
|-----------------------|-------|
| 0.0% to 25.0% | 5 |
| 25.1% to 50.0% | 4 |
| 50.1% to 75.0% | 3 |
| 75.1 to 100.0% | 2 |
| Over 100.1% | 1 |

According to Table 3.11, 1 of the 10 vehicles (10.0%) have a condition rating of 2 or higher. The target for the age condition evaluation is 50% with a condition rating of 2 or higher. The fleet does not currently meet this benchmark and will be addressed in the investment prioritization section of this plan.

- **Mileage**

The mileage benchmark is determined by each asset class' useful life based on general life expectancy and the specific use that ORT has for the lifecycle of the asset class. Table 3.13 shows the ULB for mileage specific to our agency.

Table 3.13 TAM Useful Life Benchmarks for Mileage of Asset Class

| Asset Class | Mileage ULB | # of Vehicles | # Below ULB | % Below ULB |
|----------------|---------------|---------------|-------------|-------------|
| Automobile | 150,000 miles | 1 | 1 | 100% |
| SUV | 200,000 miles | 1 | 1 | 100% |
| Truck | 200,000 miles | 4 | 1 | 25% |
| Van | 200,000 miles | 4 | 1 | 25 |
| Totals: | | 10 | 4 | 40% |

The Age Score will be developed based off of the ULB using the percentages of life of the asset used as seen in Table 3.14.

Table 3.14 Mileage Condition Assessment Scoring Ratios

| Percentage of UL Used | Score |
|-----------------------|-------|
| 0.0% to 25.0% | 5 |
| 25.1% to 50.0% | 4 |
| 50.1% to 75.0% | 3 |
| 75.1 to 100.0% | 2 |
| Over 100.1% | 1 |

According to Table 3.13, 6 of the 10 vehicles (60.0%) have a condition rating of 2 or higher. The target for the age condition evaluation is 50% with a condition rating of 2 or higher. The fleet currently meets this benchmark.

- **Cumulative**

The condition, age, and mileage scores based on the five point TERM Scale will be averaged to determine a cumulative score for each asset. According to Table 3.15, 2 of the 10 vehicles (20.0%) have a condition rating of 2 or higher. The target for the age condition evaluation is 50% with a condition rating of 2 or higher. The fleet does not currently meet this benchmark and will be addressed in the investment prioritization section of this plan.

Table 3.15 Non-Revenue Vehicle Cumulative Condition, Age, and Mileage Scores

| Asset Class | Make /Model | Agency Vehicle Number | Condition Rating | Year | Date in Service | Months in Service 04/2018 | FTA Useful Life Years | Useful Life Years % | UL Age Condition Rating | Mileage | Useful Life Mileage | Useful Life Mileage % | Remaining Useful Life Miles | UL Mileage Condition Rating | Average Condition Rating |
|-------------|-------------------------|-----------------------|------------------|------|-----------------|---------------------------|-----------------------|---------------------|-------------------------|---------|---------------------|-----------------------|-----------------------------|-----------------------------|--------------------------|
| TR | Ford/F-150 Truck | 101 | 1.0 | 1995 | 2/1/1995 | 278 | 14 | 165.5% | 1.00 | 238,287 | 200,000 | 119.1% | (38,287) | 1.00 | 1.00 |
| VN | Ford/E-350 Van | 669 | 1.1 | 2004 | 5/1/2004 | 167 | 8 | 174.0% | 1.00 | 202,879 | 200,000 | 101.4% | (2,879) | 1.00 | 1.03 |
| AO | Chevrolet/Impala | 100 | 1.2 | 2005 | 7/1/2005 | 153 | 8 | 159.4% | 1.00 | 176,042 | 150,000 | 117.4% | (26,042) | 1.00 | 1.07 |
| SV | Chevrolet/Suburban | 102 | 1.5 | 2004 | 7/1/2004 | 165 | 8 | 171.9% | 1.00 | 209,883 | 200,000 | 104.9% | (9,883) | 1.00 | 1.17 |
| VN | Dodge/Ram Wagon - B3500 | 103 | 1.0 | 2002 | 2/1/2002 | 194 | 8 | 202.1% | 1.00 | 176,676 | 200,000 | 88.3% | 23,324 | 2.00 | 1.33 |
| VN | Ford/E-350 Van | 670 | 1.2 | 2004 | 5/1/2004 | 167 | 8 | 174.0% | 1.00 | 193,822 | 200,000 | 96.9% | 6,178 | 2.00 | 1.40 |
| VN | Dodge/Ram Wagon - B3500 | 104 | 1.3 | 2002 | 4/1/2002 | 192 | 8 | 200.0% | 1.00 | 119,356 | 200,000 | 59.7% | 80,644 | 3.00 | 1.77 |
| TR | Ford/F-350 Truck | 98 | 1.5 | 1994 | 5/1/1994 | 287 | 14 | 170.8% | 1.00 | 108,667 | 200,000 | 54.3% | 91,333 | 3.00 | 1.83 |
| TR | Ford/F-350 Truck | 99 | 2.0 | 2004 | 2/1/2004 | 170 | 14 | 101.2% | 1.00 | 58,594 | 200,000 | 29.3% | 141,406 | 4.00 | 2.33 |
| TR | Dodge/Ram Crew | 106 | 4.9 | 2017 | 6/1/2017 | 10 | 14 | 6.0% | 5.00 | 12,702 | 200,000 | 6.4% | 187,298 | 5.00 | 4.97 |

3.4.3.2 Other Equipment

ORT does not own any equipment asset item (single line item or group) with a cost at or over \$50,000 in acquisition value.

3.4.4 Facility Condition Assessment Results

The TAM Plan Facilities condition assessment consists of assigning a physical condition rating, based on the FTA TERM Scale, to all facility assets for which ORT owns and has a direct capital responsibility. A condition assessment ranking is not conducted in the TAM Plan for facility assets for which ORT does not own the asset, the facility asset is owned by a third party, and/or where ORT does not have a direct capital responsibility for the facility asset (the asset is included in the Asset Inventory, but not in the Condition Assessment).

The target for the facility evaluation is 75% of the asset class with a condition score over 2.0. The facilities currently meets this benchmark. Of the 4 facilities, 100% of them are scoring above a 2.0 (see Table 3.4 Facilities Condition Assessment for details).

Table 3.16 Facility Condition Assessment Summary

| Facility Description | Asset Classification | Condition Rating |
|-----------------------|-------------------------|------------------|
| Administrative Office | Administrative Facility | 3.82 |
| Wash Bay | Maintenance Facility | 4.10 |
| Fueling Station | Passenger Facility | 4.13 |
| Maintenance Garage | Maintenance Facility | 4.39 |

Section 4: Decision Support Tools

Sections 4 and 5 of this document are interrelated and detail the process and tools used to manage the lifecycle planning of capital public transportation assets. ORT staff within the maintenance, finance/grants, compliance, operations and safety, and executive departments utilizes a variety of management practices, policies, and technology to manage, maintain, and plan throughout the life cycle of an asset. Table 4.1 shows the typical ORT Decision Support and Capital Asset Investment Planning Process.

Table 4.1 ORT Decision Support and Capital Asset Investment Planning Process

| Step | Process Description |
|------|--|
| 1 | Bi-annual management meeting to review asset performance and set goals |
| 2 | Development of or update to department policies, procedures, and SOPs. |
| 3 | Creation or update of: Operations Plan, Facility and Equipment Maintenance Plan, Procurement Manual, Fleet Maintenance Plan, TAMP and Finance Capital Plan |
| 4 | Data collection, analysis and review |
| 5 | Update, record and report data: ArDOT, NTD, TAMP |
| 6 | Department management meetings, assess asset and transit system capital investment needs based on: safety deficiencies, ADA accessibility, agency capacity, consumer demand, maintenance needs, data, and available funding. |
| 7 | Development of or update to Asset Improvement Priority List of Projects and Programs. Placement in TIP/STIP. |
| 8 | Contract advertising – RFP (BID) and Award Process |
| 9 | Project/Program implementation and monitoring |

Beyond the planning process outlined above, there are several other documents that provide additional decision support including:

- ORT Fleet Maintenance Program
- Procurement Manual
- TAM Plan
- MPO TIP

4.1 Management Approach to Asset Management

The primary management approach utilized to maintain an SGR is risk mitigation. This management philosophy applies risk mitigation strategies (policies and procedures) throughout

the assets life cycle, both from a maintenance perspective and a safety and accessibility perspective.

Throughout each asset's life cycle, ORT shall monitor all assets for unsafe and inaccessible conditions. However, identifying an opportunity to improve the safety of an asset does not necessarily indicate an unsafe condition. When ORT encounters and identifies as unacceptable safety risk associated with an asset, the asset shall be ranked with higher investment prioritization, to the extent practicable. ORT's risk management philosophy is the proactive approach of identifying future projects and ranking preventative projects with better return on investment higher in the investment prioritization risk. Policies and procedures to mitigate risk are included in the documents presented in the remainder of this section.

Performing an analysis of the asset life cycle at the individual asset level is just one management approach ORT uses to maintain a SGR. This analysis follows the asset from the time it is purchased, placed in operation, maintained, and ultimately disposed. The analysis is a snapshot of each asset's current status. The asset lifecycle stages consist of the following strategies:

4.1.1 Acquisition Strategy

For the purposes of procuring revenue vehicles and equipment, ORT follows the ORT Purchasing Policies and Procedures that was amended in December 2016. The plan details the various bid types and thresholds that they follow in compliance with FTA Guidelines, including all of the required federal clauses. In general, ORT issues a request for proposal on any large fleet addition, or will work with other agencies in the region to coordinate on option contracts to replace their fleet.

4.1.2 Maintenance Strategy

Pre-trip inspections: Each vehicle will be inspected at the start of each shift by a driver trained in the procedure. A walk-around will be performed with a vehicle pre-trip checklist and any irregularities reported to the Mechanic before the vehicle leaves the lot. Please see Attachments for Pre-Trip Inspection checklist.

Basic Service Routines: Per the recommendations of the chassis, bus body, and wheelchair lift manufacturers, and the additional recommendations of the transit mechanic, a thorough preventive maintenance schedule will be established and followed for each vehicle. At or before the recommended mileage intervals, the transit mechanic will perform all the elements of maintenance due at that mileage. Please see Attachments for Preventive Maintenance Schedules and Standard Operating Procedures.

Vehicle Cleaning: Interior cleaning and sweeping of each in-service vehicle will be performed at the end of each shift by the vehicle driver or the designated service worker. Vehicle exteriors will be washed on a weekly basis or more frequently, as needed.

Vehicle Repairs: The need for a vehicle repair may be discovered during a pre-trip inspection, preventive maintenance inspection, or breakdown. The mechanic will determine warranty coverage for the system requiring attention, and if appropriate, pursue warranty repairs with the vendor, bus or chassis manufacturer, or authorized warranty outlet. The transit mechanic will determine whether the repair can be accomplished in-house, or because of the need for special diagnostic expertise or equipment, will be assigned to a subcontractor.

Documentation and Analysis: Vehicle condition will be regularly documented through pre-trip inspections and problems discovered on the road will be documented on a Driver Vehicle Inspection Report by the driver. In addition, all vehicle maintenance and repair activity and costs will be documented. Vehicle data will be organized for summary and analysis.

4.1.3 Disposal Strategy

Vehicles will be disposed of according to their replacement priority in this TAMP. The TAMP allows ORT to prioritize when and which vehicles will be replaced as seen in the next section. Once a vehicle has reached its useful life in age and mileage or has a cumulative condition score below 2.0, a vehicle will be eligible for disposition and replacement.

Section 5: Investment Prioritization

This section details the investment prioritization based on the results from the condition assessment and the SGR benchmarks. The investment prioritization shows the capital investment that will take place over the next five years (2018-2022).

5.1 Investment Prioritization Process

ORT has performed an investment prioritization in order to determine what capital investments are needed and when they are needed in order to achieve and/or maintain SGR and to rate and rank the assets in order of replacement/implementation.

5.1.1 Replacement Cost Summary

Table 5.1 shows the replacement costs for each asset class that will need to be replaced over the next five years.

Table 5.1 Replacement Cost Amounts by Asset Class

| Asset Class | FTA Age ULB | Mileage ULB | Replacement Cost |
|------------------------|-------------|-------------|------------------|
| Bus (BU) | 14 Years | 500,000 | \$395,000 |
| Medium Duty Bus (BU-M) | 14 Years | 500,000 | \$250,000 |
| Cutaway – Rural (CU-R) | 10 Years | 200,000 | \$57,000 |
| Cutaway – Urban (CU-U) | 10 Years | 200,000 | \$135,000 |
| Minivan (MV) | 8 Years | 200,000 | \$40,000 |

The information in the table will be used to determine the investment prioritization for each asset.

5.1.2 Capital Budget

ORT is committed to using the funds we receive in the most efficient manner to maintain and improve the safe operation of our system. Over the past three years, ORT has spent on average \$557,242 (FY2014-\$375,228; FY2015-1,157,859; FY2016-\$138,640). ORT has received the capital funds from multiple state and federal programs including: Sections 5307, 5339, and 5310.

5.1.3 Revenue Vehicle Replacement Prioritization

Table 5.2 details the replacement of ORT assets by year in order to achieve a minimum SGR. The current revenue vehicle fleet SGR is 58.7% according to the cumulative condition score.

Table 5.2 Revenue Vehicle Replacement Prioritization

| Year | Asset Class | Make /Model | Agency Vehicle Number* | Mileage | Condition Rating | Replacement Cost | 2019 Investment | 2020 Investment | 2021 Investment | 2022 Investment | 2023 Investment | Total Investment |
|------|-------------|------------------------|------------------------|---------|------------------|------------------|-----------------|-----------------|-----------------|-----------------|-----------------|------------------|
| 2007 | MV | Chevrolet/Uplander | 508 | 255,416 | 1.0 | \$40,000 | \$40,000 | | | | | \$40,000 |
| 2001 | BU | Gillig/Low Floor | Key West 805 | 550,452 | 1.0 | \$395,000 | \$395,000 | | | | | \$435,000 |
| 2001 | BU | Gillig/Low Floor | Key West 807 | 550,000 | 1.0 | \$395,000 | \$395,000 | | | | | \$830,000 |
| 2001 | BU | Gillig/Low Floor | Key West 808 | 556,557 | 1.0 | \$395,000 | \$395,000 | | | | | \$1,225,000 |
| 1997 | BU | Gillig/Phantom | Razorback 025 | 521,243 | 1.0 | \$395,000 | \$395,000 | | | | | \$1,620,000 |
| 1997 | BU | Gillig/Phantom | Razorback 030 | 523,373 | 1.0 | \$395,000 | \$395,000 | | | | | \$2,015,000 |
| 2010 | MV | Dodge/Grand Caravan SE | 510 | 271,363 | 1.1 | \$40,000 | \$40,000 | | | | | \$2,055,000 |
| 2010 | MV | Dodge/Grand Caravan SE | 512 | 237,341 | 1.1 | \$40,000 | \$40,000 | | | | | \$2,095,000 |
| 2010 | MV | Dodge/Grand Caravan SE | 515 | 276,548 | 1.1 | \$40,000 | \$40,000 | | | | | \$2,135,000 |
| 2001 | BU | Orion/Bus | Athens 268 | 409,401 | 1.3 | \$395,000 | \$395,000 | | | | | \$2,530,000 |
| 2003 | BU | NABI/Bus | DART 5747 | 503,933 | 1.3 | \$395,000 | \$395,000 | | | | | \$2,925,000 |
| 2008 | CU-U | Ford/Glaval Titan II | Pelivan 078 | 228,915 | 1.4 | \$135,000 | \$135,000 | | | | | \$3,060,000 |
| 2010 | CU-U | Ford/EI Dorado | Wichita 933 | 254,725 | 1.5 | \$135,000 | \$135,000 | | | | | \$3,195,000 |
| 2010 | CU-U | Ford/E-450 | 677 | 280,721 | 1.7 | \$135,000 | \$135,000 | | | | | \$3,330,000 |
| 2001 | BU | Orion/Bus | Athens 269 | 310,463 | 1.7 | \$395,000 | \$395,000 | | | | | \$3,725,000 |
| 2003 | BU | Gillig/Phantom | Pennsylvania 1508 | 369,939 | 1.7 | \$395,000 | \$395,000 | | | | | \$4,120,000 |
| 2009 | CU-U | Ford/E-450 | Kentucky 601 | 196,870 | 1.9 | \$135,000 | | \$135,000 | | | | \$4,255,000 |
| 2010 | CU-U | Ford/EI Dorado | Wichita 939 | 203,558 | 1.9 | \$135,000 | | \$135,000 | | | | \$4,390,000 |
| 2010 | CU-U | Ford/EI Dorado | Wichita 941 | 216,090 | 1.9 | \$135,000 | | \$135,000 | | | | \$4,525,000 |
| 2010 | CU-U | Ford/EI Dorado | Wichita 27 | 171,045 | 2.3 | \$135,000 | | | \$135,000 | | | \$4,660,000 |

Table 5.2A Revenue Vehicle Replacement Prioritization

| Year | Asset Class | Make /Model | Agency Vehicle Number* | Mileage | Condition Rating | Replacement Cost | 2019 Investment | 2020 Investment | 2021 Investment | 2022 Investment | 2023 Investment | Total Investment |
|------|-------------|------------------------|------------------------|---------|------------------|------------------|-----------------|-----------------|-----------------|-----------------|-----------------|------------------|
| 2010 | CU-U | Ford/El Dorado | Wichita 29 | 182,005 | 2.3 | \$135,000 | | | \$135,000 | | | \$4,795,000 |
| 2010 | CU-U | Ford/El Dorado | Wichita 28 | 146,064 | 2.4 | \$135,000 | | | | \$135,000 | | \$4,930,000 |
| 2006 | CU-U | Chevrolet/Express 3500 | EOA 105 | 58,308 | 2.7 | \$135,000 | | | | \$135,000 | | \$5,065,000 |
| 2010 | BU | Gillig/Low Floor | Springfield 271 | 211,824 | 3.5 | \$395,000 | | | | | \$395,000 | \$5,460,000 |
| 2010 | BU | Gillig/Low Floor | Springfield 273 | 219,432 | 3.5 | \$395,000 | | | | | | \$5,460,000 |
| 2015 | CU-U | Glaval/E-450 | 681 | 121,073 | 3.6 | \$135,000 | | | | | | \$5,460,000 |
| 2015 | CU-U | Glaval/E-450 | 683 | 103,620 | 3.7 | \$135,000 | | | | | | \$5,460,000 |
| 2016 | MV | Mobility Ventures/MV-I | 517 | 55,495 | 4.0 | \$40,000 | | | | | | \$5,460,000 |
| 2016 | MV | Mobility Ventures/MV-I | 518 | 54,363 | 4.0 | \$40,000 | | | | | | \$5,460,000 |
| 2015 | BU-M | Glaval/Concorde II | 309 | 78,260 | 4.3 | \$250,000 | | | | | | \$5,460,000 |
| 2015 | BU-M | Glaval/Concorde II | 310 | 71,069 | 4.3 | \$250,000 | | | | | | \$5,460,000 |
| 2015 | BU-M | Glaval/Concorde II | 311 | 61,571 | 4.3 | \$250,000 | | | | | | \$5,460,000 |
| 2016 | MV | Mobility Ventures/MV-I | 516 | 38,631 | 4.3 | \$40,000 | | | | | | \$5,460,000 |
| 2016 | MV | Mobility Ventures/MV-I | 519 | 38,976 | 4.3 | \$40,000 | | | | | | \$5,460,000 |
| 2016 | MV | Mobility Ventures/MV-I | 520 | 35,952 | 4.3 | \$40,000 | | | | | | \$5,460,000 |
| 2017 | CU-R | Ford/E-450 | 685 | 21,957 | 4.8 | \$57,000 | | | | | | \$5,460,000 |
| 2017 | CU-R | Ford/E-450 | 686 | 12,786 | 4.8 | \$57,000 | | | | | | \$5,460,000 |
| 2017 | CU-R | Ford/E-450 | 687 | 14,080 | 4.8 | \$57,000 | | | | | | \$5,460,000 |
| 2017 | CU-U | Chevrolet/Arboc | 688 | 8,856 | 4.9 | \$135,000 | | | | | | \$5,460,000 |
| 2017 | CU-U | Chevrolet/Arboc | 689 | 9,267 | 4.9 | \$135,000 | | | | | | \$5,460,000 |

Table 5.2B Revenue Vehicle Replacement Prioritization

| Year | Asset Class | Make /Model | Agency Vehicle Number* | Mileage | Condition Rating | Replacement Cost | 2019 Investment | 2020 Investment | 2021 Investment | 2022 Investment | 2023 Investment | Total Investment |
|-------|-------------|-----------------|------------------------|---------|------------------|------------------|-----------------|-----------------|-----------------|-----------------|-----------------|------------------|
| 2017 | CU-U | Chevrolet/Arboc | 690 | 13,060 | 4.9 | \$135,000 | | | | | | \$5,460,000 |
| 2017 | CU-U | Chevrolet/Arboc | 691 | 9,863 | 4.9 | \$135,000 | | | | | | \$5,460,000 |
| 2017 | CU-U | Chevrolet/Arboc | 692 | 7,806 | 4.9 | \$135,000 | | | | | | \$5,460,000 |
| 2017 | CU-U | Chevrolet/Arboc | 693 | 9,000 | 4.9 | \$135,000 | | | | | | \$5,460,000 |
| 2017 | CU-U | Chevrolet/Arboc | 694 | 10,811 | 4.9 | \$135,000 | | | | | | \$5,460,000 |
| 2017 | CU-U | Chevrolet/Arboc | 695 | 6,640 | 4.9 | \$135,000 | | | | | | \$5,460,000 |
| Total | | | | | | | \$4,120,000 | \$405,000 | \$270,000 | \$270,000 | \$395,000 | \$5,460,000 |

*Cells highlighted in blue are used in the Section 5311 Rural Public Transportation Services

Table 5.3 Revenue Vehicle Replacement Prioritization Summary

| Fiscal Year | Funds Available | Investment Per Year | SGR % |
|-------------|-----------------|---------------------|--------|
| FY2019 | \$4,157,242 | \$4,120,000 | 93.4% |
| FY2020 | \$557,242 | \$405,000 | 100.0% |
| FY2021 | \$557,242 | \$270,000 | 100.0% |
| FY2022 | \$557,242 | \$270,000 | 100.0% |
| FY2023 | \$557,242 | \$395,000 | 100.0% |
| Total: | \$6,386,210 | \$5,460,000 | |

5.1.4 Equipment Replacement Prioritization

Table 5.4 shows the replacement of ORT equipment assets by year in order to achieve a minimum SGR. The current equipment SGR is 80%.

Table 5.4 Equipment Replacement Prioritization

| Year | Asset Class | Make /Model | Agency Vehicle Number | Mileage | Condition Rating | Replacement Cost | 2019 Investment | 2020 Investment | 2021 Investment | 2022 Investment | 2023 Investment | Total Investment |
|-------|-------------|-------------------------|-----------------------|---------|------------------|------------------|-----------------|-----------------|-----------------|-----------------|-----------------|------------------|
| 1995 | TR | Ford/F-150 Truck | 101 | 238,287 | 1.0 | \$34,245 | \$34,245 | | | | | \$34,245 |
| 2002 | VN | Dodge/Ram Wagon - B3500 | 103 | 176,676 | 1.0 | \$33,515 | | \$33,515 | | | | \$67,760 |
| 2004 | VN | Ford/E-350 Van | 669 | 202,879 | 1.1 | \$33,515 | | \$33,515 | | | | \$101,275 |
| 2005 | AO | Chevrolet/Impala | 100 | 176,042 | 1.2 | \$27,895 | | \$27,895 | | | | \$129,170 |
| 2004 | VN | Ford/E-350 Van | 670 | 193,822 | 1.2 | \$33,515 | | \$33,515 | | | | \$162,685 |
| 2002 | VN | Dodge/Ram Wagon - B3500 | 104 | 119,356 | 1.3 | \$33,515 | | | \$33,515 | | | \$196,200 |
| 1994 | TR | Ford/F-350 Truck | 98 | 108,667 | 1.5 | \$37,920 | | | \$37,920 | | | \$234,120 |
| 2004 | SV | Chevrolet/Suburban | 102 | 209,883 | 1.5 | \$50,200 | | | \$50,200 | | | \$284,320 |
| 2004 | TR | Ford/F-350 Truck | 99 | 58,594 | 2.0 | \$37,920 | | | | \$3,920 | | \$288,240 |
| 2017 | TR | Dodge/Ram Crew | 106 | 12,702 | 4.9 | \$33,515 | | | | | | \$288,240 |
| Total | | | | | | | \$34,245 | \$128,440 | \$121,635 | \$3,920 | \$0 | \$288,240 |

Table 5.5 Equipment Replacement Prioritization Summary

| Fiscal Year | Funds Available | Investment Per Year | SGR % |
|-------------|-----------------|---------------------|--------|
| FY2019 | \$37,242 | \$34,245 | 30.0% |
| FY2020 | \$152,242 | \$128,440 | 70.0% |
| FY2021 | \$287,242 | \$121,635 | 100.0% |
| FY2022 | \$287,242 | \$37,920 | 100.0% |
| FY2023 | \$162,242 | \$0 | 100.0% |
| Total: | \$926,210 | \$322,240 | |

5.1.5 Facility Replacement Prioritization

Table 5.4 details the replacement of ORT facility assets by year in order to achieve a minimum SGR. The current facility SGR is 100%. No major facility investments are planned over the life of this TAMP.

Table 5.6 Facility Investment Prioritization

| Facility Description | Asset Classification | Year Built | Condition Rating | 2018 Investment | 2019 Investment | 2020 Investment | 2021 Investment | 2022 Investment | Total Investment |
|-----------------------|-------------------------|------------|------------------|-----------------|-----------------|-----------------|-----------------|-----------------|------------------|
| Administrative Office | Administrative Facility | 1985 | 3.82 | \$0 | \$0 | \$0 | \$0 | \$0 | \$0 |
| Wash Bay | Maintenance Facility | 1985 | 4.10 | \$0 | \$0 | \$0 | \$0 | \$0 | \$0 |
| Fueling Station | Passenger Facility | 1985 | 4.13 | \$0 | \$0 | \$0 | \$0 | \$0 | \$0 |
| Maintenance Garage | Maintenance Facility | 2015 | 4.39 | \$0 | \$0 | \$0 | \$0 | \$0 | \$0 |

Table 5.7 Facility Investment Prioritization Summary

| Fiscal Year | Funds Available | Investment Per Year | SGR % |
|-------------|-----------------|---------------------|-------|
| FY2019 | \$2,997 | \$0 | 100% |
| FY2020 | \$23,802 | \$0 | 100% |
| FY2021 | \$165,607 | \$0 | 100% |
| FY2022 | \$249,322 | \$0 | 100% |
| FY2023 | \$162,242 | \$0 | 100% |
| Total: | \$603,970 | \$0 | |

5.1.6 Asset Replacement Prioritization Summary

ORT plans to make an investment of \$6,386,210 over the next five year period in order to obtain and maintain a State of Good Repair. Table 5.7 summarizes the overall investment made by asset category that keeps ORT in SGR. Table 5.8 provides greater detail by showing the investment made by asset class for each year.

Table 5.8 Asset Replacement Summary by Asset Category with SGR

| Fiscal Year | Revenue Vehicles | Equipment | Facilities | SGR %* |
|-------------|------------------|-----------|------------|-------------|
| FY2019 | \$4,120,000 | \$34,245 | \$0 | 74.5% |
| FY2020 | \$405,000 | \$128,440 | \$0 | 90.0% |
| FY2021 | \$270,000 | \$121,635 | \$0 | 100.0% |
| FY2022 | \$270,000 | \$37,920 | \$0 | 100.0% |
| FY2023 | \$395,000 | \$0 | \$0 | 100.0% |
| Total: | \$5,460,000 | \$322,240 | \$0 | \$5,782,240 |

*SGR% is based off the average of the SGR of the three categories

Table 5.9 Asset Replacement Summary Costs by Asset Class

| Funding Available | \$4,157,242 | \$557,242 | \$557,242 | \$557,242 | \$557,242 |
|--|---------------|---------------|---------------|---------------|---------------|
| Asset Category | FY2019 | FY2020 | FY2021 | FY2022 | FY2023 |
| Revenue Vehicles | \$4,120,000 | \$405,000 | \$270,000 | \$270,000 | \$395,000 |
| <i>BU - Bus</i> | \$3,555,000 | \$0 | \$0 | \$0 | \$395,000 |
| <i>BU-M - Bus (Medium Duty)</i> | \$0 | \$0 | \$0 | \$0 | \$0 |
| <i>CU-U - Cutaway Bus (Urban)</i> | \$405,000 | \$405,000 | \$270,000 | \$270,000 | \$0 |
| <i>CU-R - Cutaway Bus (Rural)</i> | \$0 | \$0 | \$0 | \$0 | \$0 |
| <i>MV - Mini-van</i> | \$160,000 | \$0 | \$0 | \$0 | \$0 |
| Equipment | \$34,245 | \$128,440 | \$121,635 | \$37,920 | \$0 |
| <i>Non-Revenue/Service Automobile</i> | \$0 | \$128,440 | \$83,715 | \$0 | \$0 |
| <i>Trucks and other Rubber Tire Vehicles</i> | \$34,245 | \$0 | \$37,920 | \$37,920 | \$0 |
| Facilities | \$0 | \$0 | \$0 | \$0 | \$0 |
| <i>Administration</i> | \$0 | \$0 | \$0 | \$0 | \$0 |
| <i>Maintenance</i> | \$0 | \$0 | \$0 | \$0 | \$0 |
| <i>Parking Structures</i> | \$0 | \$0 | \$0 | \$0 | \$0 |
| <i>Passenger Facilities</i> | \$0 | \$0 | \$0 | \$0 | \$0 |
| Funding Expenditures | \$4,154,245 | \$533,440 | \$391,635 | \$307,920 | \$395,000 |

ORT is not currently in a State of Good Repair, but will be able to achieve SGR in facilities and revenue vehicles in FY2019. ORT will be able to meet equipment SGR in FY2020. From FY2019 to FY2023, the ORT will have an estimated \$6,386,210 available in capital funding to replace or enhance vehicles, equipment and facilities. Over that five year period, ORT will need to expend \$5,782,240 in order to maintain a state of good repair for all asset categories, leaving a remainder of \$603,970 to meet expansion or replacement needs.

Section 6: Annual Performance Targets

This section lists the process, data sources, and methodology used in the development of the FTA requirement for ORT to set annual SGR performance targets. As stated in Section 3.2 of this plan, a State of Good Repair is defined as the condition in which a capital asset is able to operate at a full level of performance. An individual capital asset may operate at a full level of performance regardless of whether or not other capital assets within a public transportation system are in a SGR. Due to this, each asset is individually conditionally assessed. The SGR policy for ORT has determined that an asset is operating at full level of performance if the asset can answer YES to the questions below:

1. Is the asset able to perform its designed function?
2. Does the asset operate without any known unacceptable safety risk?
3. Does the asset have remaining Useful Life (as determined in Section 5 of this plan)?

ORT shall establish one or more performance target(s) for each applicable asset class performance measure on an annual basis for the next fiscal year. The timeline for establishing SGR performance targets and measures are as follows:

Within three months before the effective date of October 1, 2018, ORT shall set performance targets for the next fiscal year for each asset class included in this TAM Plan. These performance targets shall be established on or by no later than the date of the September meeting of ORT Board of Directors. TAMP updates and adjusted targets shall be established with annual NTD reporting and approved by the Accountable Executive.

SGR performance targets are based on realistic expectations derived from the most recent available data compiled through the three-tier condition assessment for revenue vehicles and non-revenue vehicles and the condition assessment score for equipment and facilities. In addition, ORT also used the FTA performance measure criteria, and the financial resources from all sources ORT reasonably expects will be available during the TAM Plan horizon period for capital planning purposes. SGR performance targets for the current fiscal year shall be monitored on a quarterly basis. The Accountable Executive is required to approve each annual performance target submission to FTA/NTD. Table 6.1 shows the annual SGR performance targets for each asset type.

Table 6.1 Annual State of Good Repair Performance Targets

| Asset Category | | Current | FY2019 | FY2020 | FY2021 | FY2022 | FY2023 |
|---|------------------------------------|---------|--------|--------|--------|--------|--------|
| Revenue Vehicles | | | | | | | |
| Age - % of revenue vehicles within a particular asset class that have exceeded their age ULB | <i>BU - Bus</i> | 57.1% | 25% | 25% | 20% | 20% | 20% |
| | <i>CU - Cutaway Bus</i> | 8.7% | 25% | 25% | 20% | 20% | 20% |
| | <i>MV - Mini-van</i> | 44.4% | 25% | 25% | 20% | 20% | 20% |
| Mileage - % of revenue vehicles within a particular asset class that have exceeded their mileage ULB | <i>BU - Bus</i> | 42.9% | 25% | 25% | 20% | 20% | 20% |
| | <i>CU - Cutaway Bus</i> | 8.7% | 25% | 25% | 20% | 20% | 20% |
| | <i>MV - Mini-van</i> | 44.4% | 25% | 25% | 20% | 20% | 20% |
| Cumulative Condition Score - % of revenue vehicles within a particular asset class that score below 2.0 on the TERM Scale | <i>BU - Bus</i> | 64.3% | 25% | 25% | 20% | 20% | 20% |
| | <i>CU - Cutaway Bus</i> | 26.1% | 25% | 25% | 20% | 20% | 20% |
| | <i>MV - Mini-van</i> | 44.4% | 25% | 25% | 20% | 20% | 20% |
| Equipment | | | | | | | |
| Cumulative Condition Score - % of non-revenue vehicles within a particular asset class that score below 2.0 on the TERM Scale | <i>Non-Revenue/Service Vehicle</i> | 80% | 50% | 50% | 50% | 50% | 50% |
| Facilities | | | | | | | |
| Condition Score - % of Facilities that score below 2.0 on the TERM Scale | <i>Administration</i> | 0% | 25% | 25% | 25% | 25% | 25% |
| | <i>Maintenance</i> | 0% | 25% | 25% | 25% | 25% | 25% |

Section 7: National Transit Database (NTD) Reporting

ORT will report annually to the FTA's National Transit Database the following information:

- Inventory of assets
- SGR performance targets for the next fiscal year
- Condition inspection assessments and performance measures of capital assets
- An annual narrative shall also be included and reported to NTD that provides a description of any change in the condition of ORT's transit system or operations from the previous year and describe the progress made during the reporting year to meet the performance targets set in the previous reporting year.

ORT fiscal year ends on December 31st of each year. Per NTD requirements, annual TAM reporting to NTD must be completed by the last business day of April of each calendar year. The IT/System Information Director has been designated by the Accountable Executive to complete the NTD reporting.

As part of the NTD reporting process, ORT will maintain all supporting TAM Plan records and documents and will make available all TAM Plan records to the federal (FTA), state (ArDOT) and MPO's entities that provide funding to ORT to aid in the planning process.

Section 8: Plan Updates

While NTD reporting is performed annually, the TAM Plan should be reviewed quarterly and be incorporated into all capital, budget and procurement planning. With the implementation of this Plan, this document will serve as the baseline measure of asset performance management. As more data is collected, targets and benchmarks will be adjusted to accurately reflect the condition of the system.

In addition to the annual updates required for NTD Reporting, according to the FTA TAM Rule, the TAM Plan must be updated in its entirety at least every four (4) years. This document covers a horizon period of five years, from October 1, 2018 to September 30, 2023. Each of the tables and information in the plan will be updated annually to reflect the addition and removal of assets as well as any funding or performance changes.

Appendix A: Rolling Stock Inspection Forms



Revenue Vehicle Inventory & Condition Assessment Form

Agency Name: Ozark Regional Transit

Inventory Date: 04/21/2018

Make: Glaval

Model: Concorde II

Year: 2015

ID/Serial Number/VIN: 309 / 3FRNF6FL9FV554733

Mileage: 78,260

Date in Service: 01/01/2014

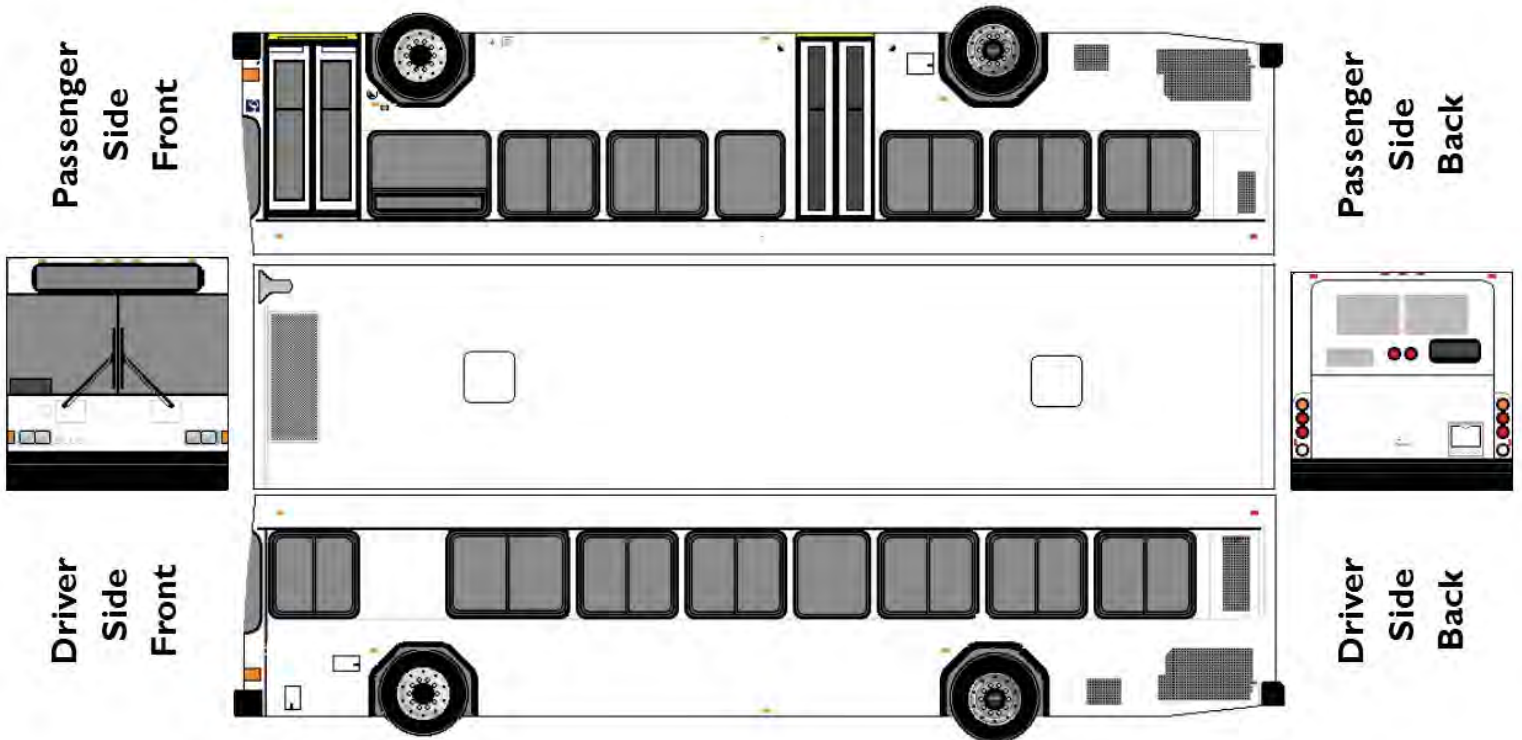
Vehicle Location: Springdale, AR

| Vehicle Asset Class (Mark One) | | | |
|--------------------------------|-------------------------------------|----------------------------------|--------------------------|
| AB - Articulated Bus | <input type="checkbox"/> | MB - Mini-bus | <input type="checkbox"/> |
| AO - Automobile | <input type="checkbox"/> | MV - Mini-van | <input type="checkbox"/> |
| BR - Over-the-road Bus | <input type="checkbox"/> | RT - Rubber-tire Vintage Trolley | <input type="checkbox"/> |
| BU - Bus | <input checked="" type="checkbox"/> | SB - School Bus | <input type="checkbox"/> |
| CU - Cutaway Bus | <input type="checkbox"/> | SV - Sport Utility Vehicle | <input type="checkbox"/> |
| DB - Double Decked Bus | <input type="checkbox"/> | TB - Trolleybus | <input type="checkbox"/> |
| FB - Ferryboat | <input type="checkbox"/> | VN - Van | <input type="checkbox"/> |

| Vehicle Condition Assessment Rating Scale | | |
|---|-----------|--|
| Rating | Condition | Description |
| 4.8 - 5.0 | Excellent | New asset; no visible defects. |
| 4.0 - 4.7 | Good | Asset showing minimal signs of wear; some (slightly) defective or deteriorated component(s). |
| 3.0 - 3.9 | Adequate | Asset has reached its mid-life (condition 3.5); some moderately defective or deteriorated component(s). |
| 2.0 - 2.9 | Marginal | Asset reaching or just past the end of its use life; increasing number of defective or deteriorated component(s) and increasing maintenance needs. |
| 1.0 - 1.9 | Poor | Asset is past its useful life and is in need of immediate repair or replacement may have critically damaged component(s). |

Vehicle Condition Score: 4.0

Additional Vehicle Comments:



Note: Provide photographs of all damage or physical issue noted

Vehicle Subsystems Review Items:

| | | | |
|---|---|--|------------------------------|
| Ignition | <input checked="" type="checkbox"/> Yes | <input type="checkbox"/> No | <input type="checkbox"/> N/A |
| Fire extinguisher and fire suppression (if applicable) | <input checked="" type="checkbox"/> Yes | <input type="checkbox"/> No | <input type="checkbox"/> N/A |
| On board safety items (reflectors, triangles, etc) | <input checked="" type="checkbox"/> Yes | <input type="checkbox"/> No | <input type="checkbox"/> N/A |
| Lights (check headlights, taillights, and turn signals) | <input checked="" type="checkbox"/> Yes | <input type="checkbox"/> No | <input type="checkbox"/> N/A |
| Windshield wipers | <input checked="" type="checkbox"/> Yes | <input type="checkbox"/> No | <input type="checkbox"/> N/A |
| Horn | <input checked="" type="checkbox"/> Yes | <input type="checkbox"/> No | <input type="checkbox"/> N/A |
| Driver's seat belt | <input checked="" type="checkbox"/> Yes | <input type="checkbox"/> No | <input type="checkbox"/> N/A |
| Passenger seat belts | <input checked="" type="checkbox"/> Yes | <input type="checkbox"/> No | <input type="checkbox"/> N/A |
| Wheelchair lift/ramp in working order (if applicable) | <input checked="" type="checkbox"/> Yes | <input type="checkbox"/> No | <input type="checkbox"/> N/A |
| Cleanliness | <input checked="" type="checkbox"/> Yes | <input type="checkbox"/> No | <input type="checkbox"/> N/A |
| Scratches or dents (if yes highlight on diagram below) | <input type="checkbox"/> Yes | <input checked="" type="checkbox"/> No | <input type="checkbox"/> N/A |



Revenue Vehicle Inventory & Condition Assessment Form

Agency Name: Ozark Regional Transit

Inventory Date: 04/21/2018

Make: Glaval

Model: Concorde II

Year: 2015

ID/Serial Number/VIN: 310 / 3FRNF6FL0FV554732

Mileage: 71,069

Date in Service: 01/01/2014

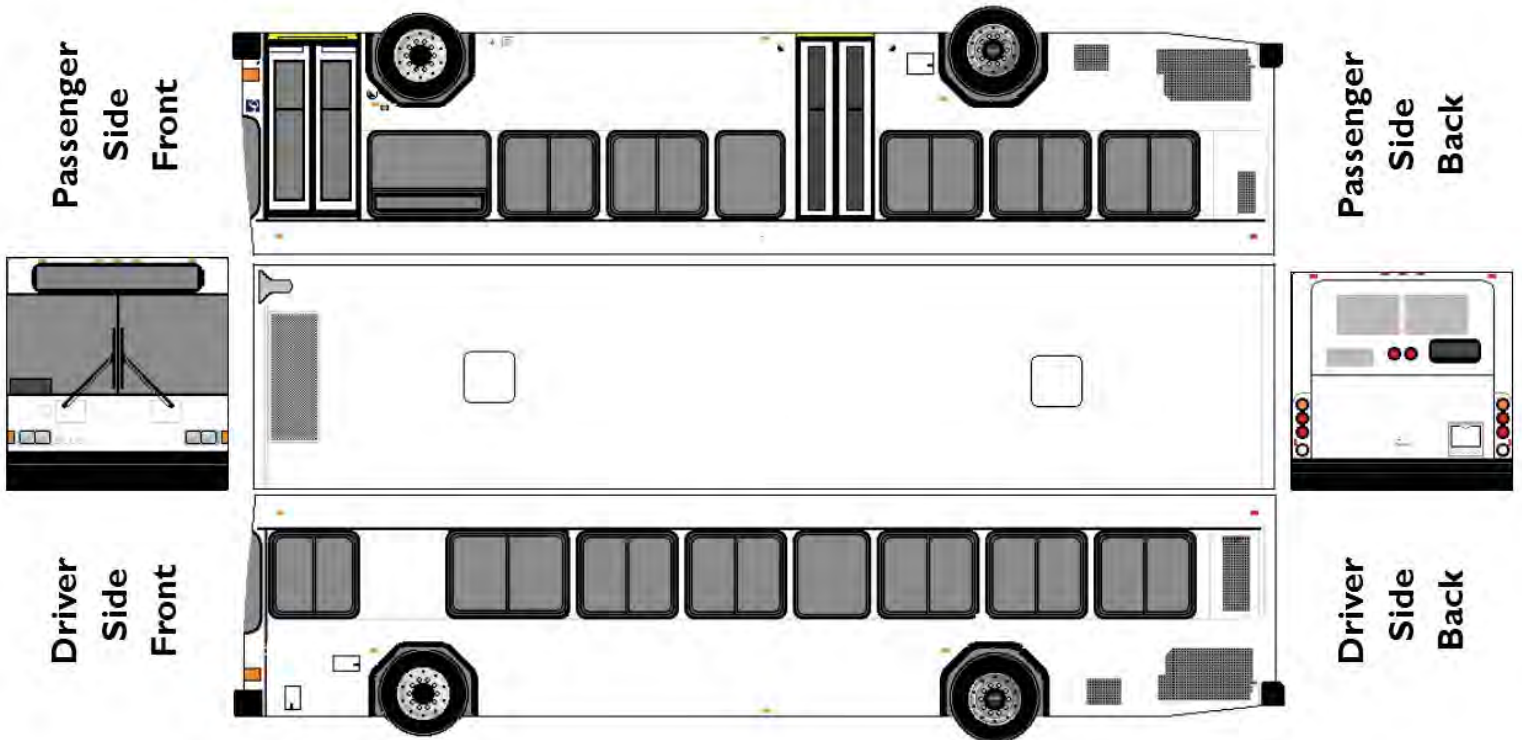
Vehicle Location: Springdale, AR

| Vehicle Asset Class (Mark One) | | | |
|--------------------------------|-------------------------------------|----------------------------------|--------------------------|
| AB - Articulated Bus | <input type="checkbox"/> | MB - Mini-bus | <input type="checkbox"/> |
| AO - Automobile | <input type="checkbox"/> | MV - Mini-van | <input type="checkbox"/> |
| BR - Over-the-road Bus | <input type="checkbox"/> | RT - Rubber-tire Vintage Trolley | <input type="checkbox"/> |
| BU - Bus | <input checked="" type="checkbox"/> | SB - School Bus | <input type="checkbox"/> |
| CU - Cutaway Bus | <input type="checkbox"/> | SV - Sport Utility Vehicle | <input type="checkbox"/> |
| DB - Double Decked Bus | <input type="checkbox"/> | TB - Trolleybus | <input type="checkbox"/> |
| FB - Ferryboat | <input type="checkbox"/> | VN - Van | <input type="checkbox"/> |

| Vehicle Condition Assessment Rating Scale | | |
|---|-----------|--|
| Rating | Condition | Description |
| 4.8 - 5.0 | Excellent | New asset; no visible defects. |
| 4.0 - 4.7 | Good | Asset showing minimal signs of wear; some (slightly) defective or deteriorated component(s). |
| 3.0 - 3.9 | Adequate | Asset has reached its mid-life (condition 3.5); some moderately defective or deteriorated component(s). |
| 2.0 - 2.9 | Marginal | Asset reaching or just past the end of its use life; increasing number of defective or deteriorated component(s) and increasing maintenance needs. |
| 1.0 - 1.9 | Poor | Asset is past its useful life and is in need of immediate repair or replacement may have critically damaged component(s). |

Vehicle Condition Score: 4.0

Additional Vehicle Comments:



Note: Provide photographs of all damage or physical issue noted

Vehicle Subsystems Review Items:

| | | | |
|---|---|--|------------------------------|
| Ignition | <input checked="" type="checkbox"/> Yes | <input type="checkbox"/> No | <input type="checkbox"/> N/A |
| Fire extinguisher and fire suppression (if applicable) | <input checked="" type="checkbox"/> Yes | <input type="checkbox"/> No | <input type="checkbox"/> N/A |
| On board safety items (reflectors, triangles, etc) | <input checked="" type="checkbox"/> Yes | <input type="checkbox"/> No | <input type="checkbox"/> N/A |
| Lights (check headlights, taillights, and turn signals) | <input checked="" type="checkbox"/> Yes | <input type="checkbox"/> No | <input type="checkbox"/> N/A |
| Windshield wipers | <input checked="" type="checkbox"/> Yes | <input type="checkbox"/> No | <input type="checkbox"/> N/A |
| Horn | <input checked="" type="checkbox"/> Yes | <input type="checkbox"/> No | <input type="checkbox"/> N/A |
| Driver's seat belt | <input checked="" type="checkbox"/> Yes | <input type="checkbox"/> No | <input type="checkbox"/> N/A |
| Passenger seat belts | <input checked="" type="checkbox"/> Yes | <input type="checkbox"/> No | <input type="checkbox"/> N/A |
| Wheelchair lift/ramp in working order (if applicable) | <input checked="" type="checkbox"/> Yes | <input type="checkbox"/> No | <input type="checkbox"/> N/A |
| Cleanliness | <input checked="" type="checkbox"/> Yes | <input type="checkbox"/> No | <input type="checkbox"/> N/A |
| Scratches or dents (if yes highlight on diagram below) | <input type="checkbox"/> Yes | <input checked="" type="checkbox"/> No | <input type="checkbox"/> N/A |



Revenue Vehicle Inventory & Condition Assessment Form

Agency Name: Ozark Regional Transit

Inventory Date: 04/21/2018

Make: Glaval

Model: Concorde II

Year: 2015

ID/Serial Number/VIN: 311 / 3FRNF6FL2FV554734

Mileage: 61,571

Date in Service: 01/01/2014

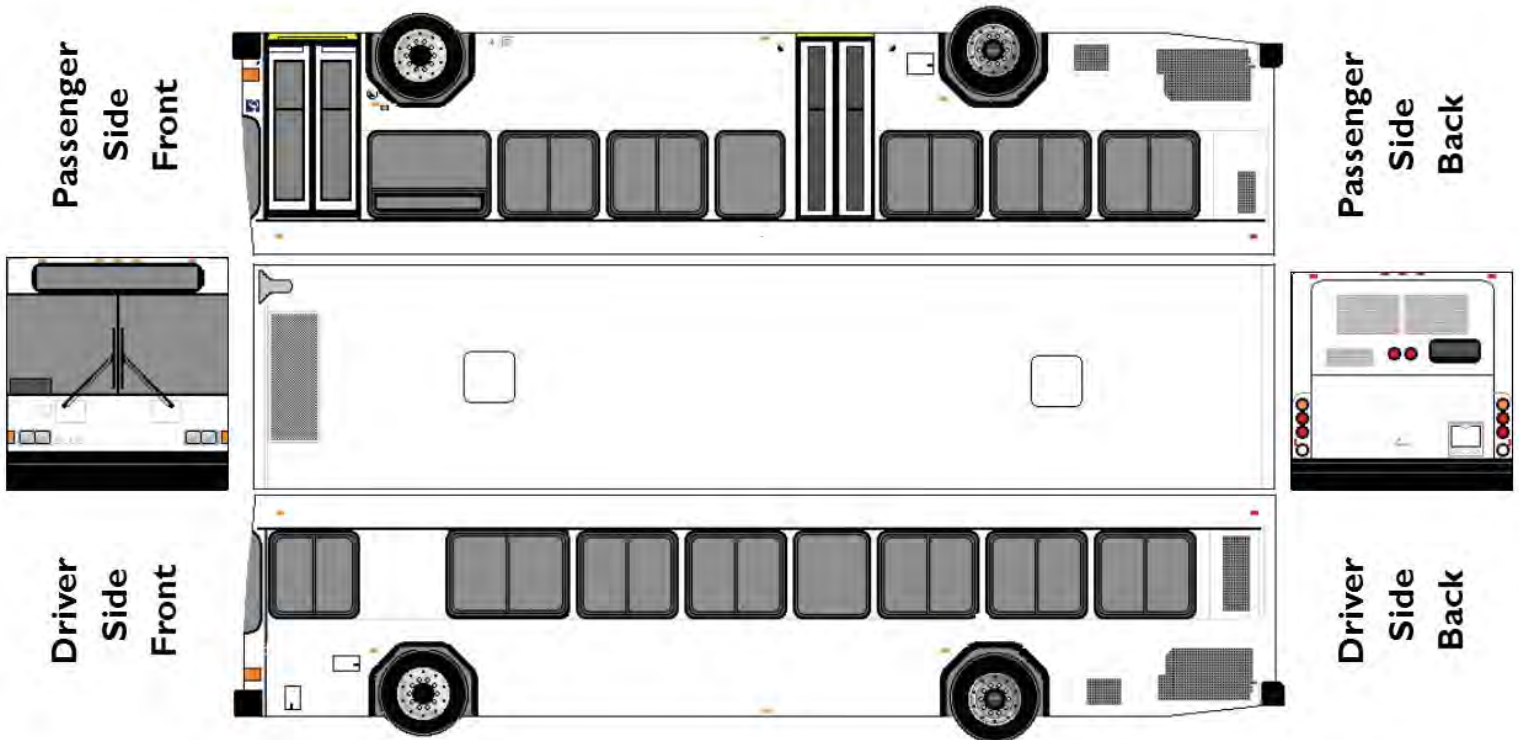
Vehicle Location: Springdale, AR

| Vehicle Asset Class (Mark One) | | | |
|--------------------------------|-------------------------------------|----------------------------------|--------------------------|
| AB - Articulated Bus | <input type="checkbox"/> | MB - Mini-bus | <input type="checkbox"/> |
| AO - Automobile | <input type="checkbox"/> | MV - Mini-van | <input type="checkbox"/> |
| BR - Over-the-road Bus | <input type="checkbox"/> | RT - Rubber-tire Vintage Trolley | <input type="checkbox"/> |
| BU - Bus | <input checked="" type="checkbox"/> | SB - School Bus | <input type="checkbox"/> |
| CU - Cutaway Bus | <input type="checkbox"/> | SV - Sport Utility Vehicle | <input type="checkbox"/> |
| DB - Double Decked Bus | <input type="checkbox"/> | TB - Trolleybus | <input type="checkbox"/> |
| FB - Ferryboat | <input type="checkbox"/> | VN - Van | <input type="checkbox"/> |

| Vehicle Condition Assessment Rating Scale | | |
|---|-----------|--|
| Rating | Condition | Description |
| 4.8 - 5.0 | Excellent | New asset; no visible defects. |
| 4.0 - 4.7 | Good | Asset showing minimal signs of wear; some (slightly) defective or deteriorated component(s). |
| 3.0 - 3.9 | Adequate | Asset has reached its mid-life (condition 3.5); some moderately defective or deteriorated component(s). |
| 2.0 - 2.9 | Marginal | Asset reaching or just past the end of its use life; increasing number of defective or deteriorated component(s) and increasing maintenance needs. |
| 1.0 - 1.9 | Poor | Asset is past its useful life and is in need of immediate repair or replacement may have critically damaged component(s). |

Vehicle Condition Score: 4.0

Additional Vehicle Comments:



Note: Provide photographs of all damage or physical issue noted

Vehicle Subsystems Review Items:

| | | | |
|---|---|--|------------------------------|
| Ignition | <input checked="" type="checkbox"/> Yes | <input type="checkbox"/> No | <input type="checkbox"/> N/A |
| Fire extinguisher and fire suppression (if applicable) | <input checked="" type="checkbox"/> Yes | <input type="checkbox"/> No | <input type="checkbox"/> N/A |
| On board safety items (reflectors, triangles, etc) | <input checked="" type="checkbox"/> Yes | <input type="checkbox"/> No | <input type="checkbox"/> N/A |
| Lights (check headlights, taillights, and turn signals) | <input checked="" type="checkbox"/> Yes | <input type="checkbox"/> No | <input type="checkbox"/> N/A |
| Windshield wipers | <input checked="" type="checkbox"/> Yes | <input type="checkbox"/> No | <input type="checkbox"/> N/A |
| Horn | <input checked="" type="checkbox"/> Yes | <input type="checkbox"/> No | <input type="checkbox"/> N/A |
| Driver's seat belt | <input checked="" type="checkbox"/> Yes | <input type="checkbox"/> No | <input type="checkbox"/> N/A |
| Passenger seat belts | <input checked="" type="checkbox"/> Yes | <input type="checkbox"/> No | <input type="checkbox"/> N/A |
| Wheelchair lift/ramp in working order (if applicable) | <input checked="" type="checkbox"/> Yes | <input type="checkbox"/> No | <input type="checkbox"/> N/A |
| Cleanliness | <input checked="" type="checkbox"/> Yes | <input type="checkbox"/> No | <input type="checkbox"/> N/A |
| Scratches or dents (if yes highlight on diagram below) | <input type="checkbox"/> Yes | <input checked="" type="checkbox"/> No | <input type="checkbox"/> N/A |



Revenue Vehicle Inventory & Condition Assessment Form

Agency Name: Ozark Regional Transit

Inventory Date: 04/21/2018

Make: Orion

Model: Bus

Year: 2001

ID/Serial Number/VIN: Athens 268 / 1VH5F3N2116501613

Mileage: 409,401

Date in Service: 03/01/2001

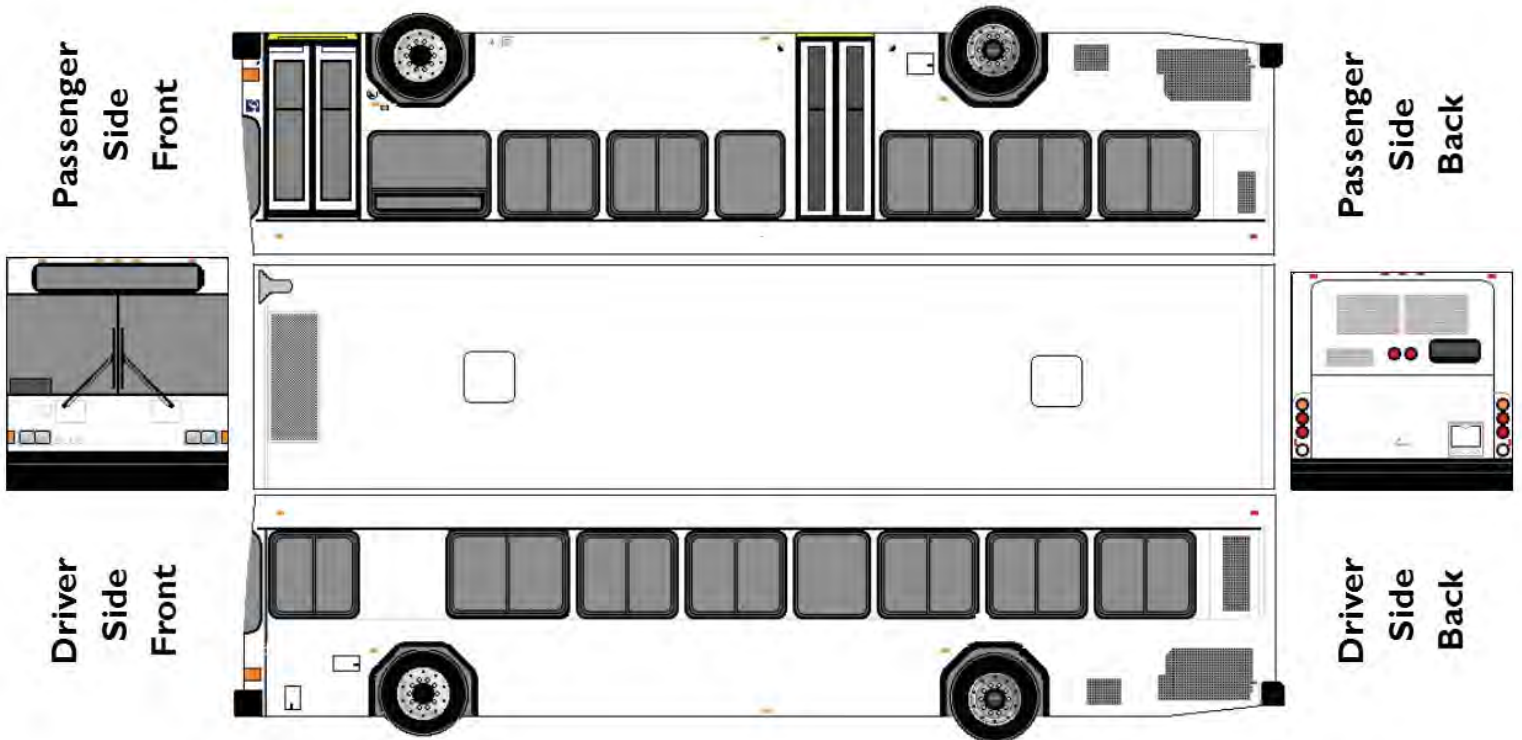
Vehicle Location: Springdale, AR

| Vehicle Asset Class (Mark One) | | | |
|--------------------------------|-------------------------------------|----------------------------------|--------------------------|
| AB - Articulated Bus | <input type="checkbox"/> | MB - Mini-bus | <input type="checkbox"/> |
| AO - Automobile | <input type="checkbox"/> | MV - Mini-van | <input type="checkbox"/> |
| BR - Over-the-road Bus | <input type="checkbox"/> | RT - Rubber-tire Vintage Trolley | <input type="checkbox"/> |
| BU - Bus | <input checked="" type="checkbox"/> | SB - School Bus | <input type="checkbox"/> |
| CU - Cutaway Bus | <input type="checkbox"/> | SV - Sport Utility Vehicle | <input type="checkbox"/> |
| DB - Double Decked Bus | <input type="checkbox"/> | TB - Trolleybus | <input type="checkbox"/> |
| FB - Ferryboat | <input type="checkbox"/> | VN - Van | <input type="checkbox"/> |

| Vehicle Condition Assessment Rating Scale | | |
|---|-----------|--|
| Rating | Condition | Description |
| 4.8 - 5.0 | Excellent | New asset; no visible defects. |
| 4.0 - 4.7 | Good | Asset showing minimal signs of wear; some (slightly) defective or deteriorated component(s). |
| 3.0 - 3.9 | Adequate | Asset has reached its mid-life (condition 3.5); some moderately defective or deteriorated component(s). |
| 2.0 - 2.9 | Marginal | Asset reaching or just past the end of its use life; increasing number of defective or deteriorated component(s) and increasing maintenance needs. |
| 1.0 - 1.9 | Poor | Asset is past its useful life and is in need of immediate repair or replacement may have critically damaged component(s). |

Vehicle Condition Score: 1.0

Additional Vehicle Comments:



Note: Provide photographs of all damage or physical issue noted

Vehicle Subsystems Review Items:

| | | | |
|---|---|--|---|
| Ignition | <input checked="" type="checkbox"/> Yes | <input type="checkbox"/> No | <input type="checkbox"/> N/A |
| Fire extinguisher and fire suppression (if applicable) | <input checked="" type="checkbox"/> Yes | <input type="checkbox"/> No | <input type="checkbox"/> N/A |
| On board safety items (reflectors, triangles, etc) | <input checked="" type="checkbox"/> Yes | <input type="checkbox"/> No | <input type="checkbox"/> N/A |
| Lights (check headlights, taillights, and turn signals) | <input checked="" type="checkbox"/> Yes | <input type="checkbox"/> No | <input type="checkbox"/> N/A |
| Windshield wipers | <input checked="" type="checkbox"/> Yes | <input type="checkbox"/> No | <input type="checkbox"/> N/A |
| Horn | <input checked="" type="checkbox"/> Yes | <input type="checkbox"/> No | <input type="checkbox"/> N/A |
| Driver's seat belt | <input checked="" type="checkbox"/> Yes | <input type="checkbox"/> No | <input type="checkbox"/> N/A |
| Passenger seat belts | <input type="checkbox"/> Yes | <input type="checkbox"/> No | <input checked="" type="checkbox"/> N/A |
| Wheelchair lift/ramp in working order (if applicable) | <input checked="" type="checkbox"/> Yes | <input type="checkbox"/> No | <input type="checkbox"/> N/A |
| Cleanliness | <input checked="" type="checkbox"/> Yes | <input type="checkbox"/> No | <input type="checkbox"/> N/A |
| Scratches or dents (if yes highlight on diagram below) | <input type="checkbox"/> Yes | <input checked="" type="checkbox"/> No | <input type="checkbox"/> N/A |



Revenue Vehicle Inventory & Condition Assessment Form

Agency Name: Ozark Regional Transit

Inventory Date: 04/21/2018

Make: Orion

Model: Bus

Year: 2001

ID/Serial Number/VIN: Athens 269 / 1VH5F3N2316501614

Mileage: 310,463

Date in Service: 03/01/2001

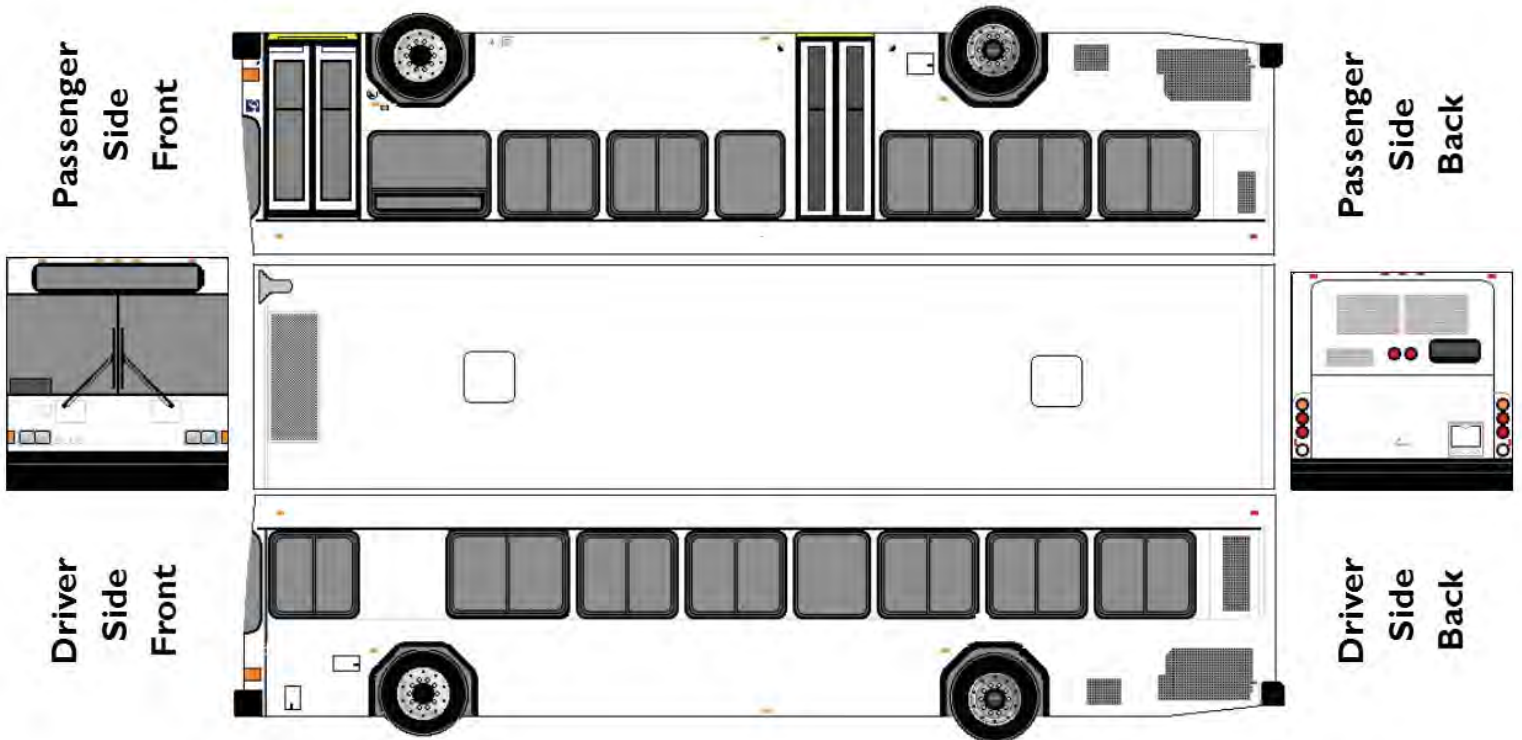
Vehicle Location: Springdale, AR

| Vehicle Asset Class (Mark One) | | | |
|--------------------------------|-------------------------------------|----------------------------------|--------------------------|
| AB - Articulated Bus | <input type="checkbox"/> | MB - Mini-bus | <input type="checkbox"/> |
| AO - Automobile | <input type="checkbox"/> | MV - Mini-van | <input type="checkbox"/> |
| BR - Over-the-road Bus | <input type="checkbox"/> | RT - Rubber-tire Vintage Trolley | <input type="checkbox"/> |
| BU - Bus | <input checked="" type="checkbox"/> | SB - School Bus | <input type="checkbox"/> |
| CU - Cutaway Bus | <input type="checkbox"/> | SV - Sport Utility Vehicle | <input type="checkbox"/> |
| DB - Double Decked Bus | <input type="checkbox"/> | TB - Trolleybus | <input type="checkbox"/> |
| FB - Ferryboat | <input type="checkbox"/> | VN - Van | <input type="checkbox"/> |

| Vehicle Condition Assessment Rating Scale | | |
|---|-----------|--|
| Rating | Condition | Description |
| 4.8 - 5.0 | Excellent | New asset; no visible defects. |
| 4.0 - 4.7 | Good | Asset showing minimal signs of wear; some (slightly) defective or deteriorated component(s). |
| 3.0 - 3.9 | Adequate | Asset has reached its mid-life (condition 3.5); some moderately defective or deteriorated component(s). |
| 2.0 - 2.9 | Marginal | Asset reaching or just past the end of its use life; increasing number of defective or deteriorated component(s) and increasing maintenance needs. |
| 1.0 - 1.9 | Poor | Asset is past its useful life and is in need of immediate repair or replacement may have critically damaged component(s). |

Vehicle Condition Score: 1.0

Additional Vehicle Comments:



Note: Provide photographs of all damage or physical issue noted

Vehicle Subsystems Review Items:

| | | | |
|---|---|--|---|
| Ignition | <input checked="" type="checkbox"/> Yes | <input type="checkbox"/> No | <input type="checkbox"/> N/A |
| Fire extinguisher and fire suppression (if applicable) | <input checked="" type="checkbox"/> Yes | <input type="checkbox"/> No | <input type="checkbox"/> N/A |
| On board safety items (reflectors, triangles, etc) | <input checked="" type="checkbox"/> Yes | <input type="checkbox"/> No | <input type="checkbox"/> N/A |
| Lights (check headlights, taillights, and turn signals) | <input checked="" type="checkbox"/> Yes | <input type="checkbox"/> No | <input type="checkbox"/> N/A |
| Windshield wipers | <input checked="" type="checkbox"/> Yes | <input type="checkbox"/> No | <input type="checkbox"/> N/A |
| Horn | <input checked="" type="checkbox"/> Yes | <input type="checkbox"/> No | <input type="checkbox"/> N/A |
| Driver's seat belt | <input checked="" type="checkbox"/> Yes | <input type="checkbox"/> No | <input type="checkbox"/> N/A |
| Passenger seat belts | <input type="checkbox"/> Yes | <input type="checkbox"/> No | <input checked="" type="checkbox"/> N/A |
| Wheelchair lift/ramp in working order (if applicable) | <input checked="" type="checkbox"/> Yes | <input type="checkbox"/> No | <input type="checkbox"/> N/A |
| Cleanliness | <input checked="" type="checkbox"/> Yes | <input type="checkbox"/> No | <input type="checkbox"/> N/A |
| Scratches or dents (if yes highlight on diagram below) | <input type="checkbox"/> Yes | <input checked="" type="checkbox"/> No | <input type="checkbox"/> N/A |



Revenue Vehicle Inventory & Condition Assessment Form

Agency Name: Ozark Regional Transit

Inventory Date: 04/21/2018

Make: Gillig

Model: Low Floor

Year: 2001

ID/Serial Number/VIN: Key West 805 / 15GGE181811090408

Mileage: 550,452

Date in Service: 6/1/2001

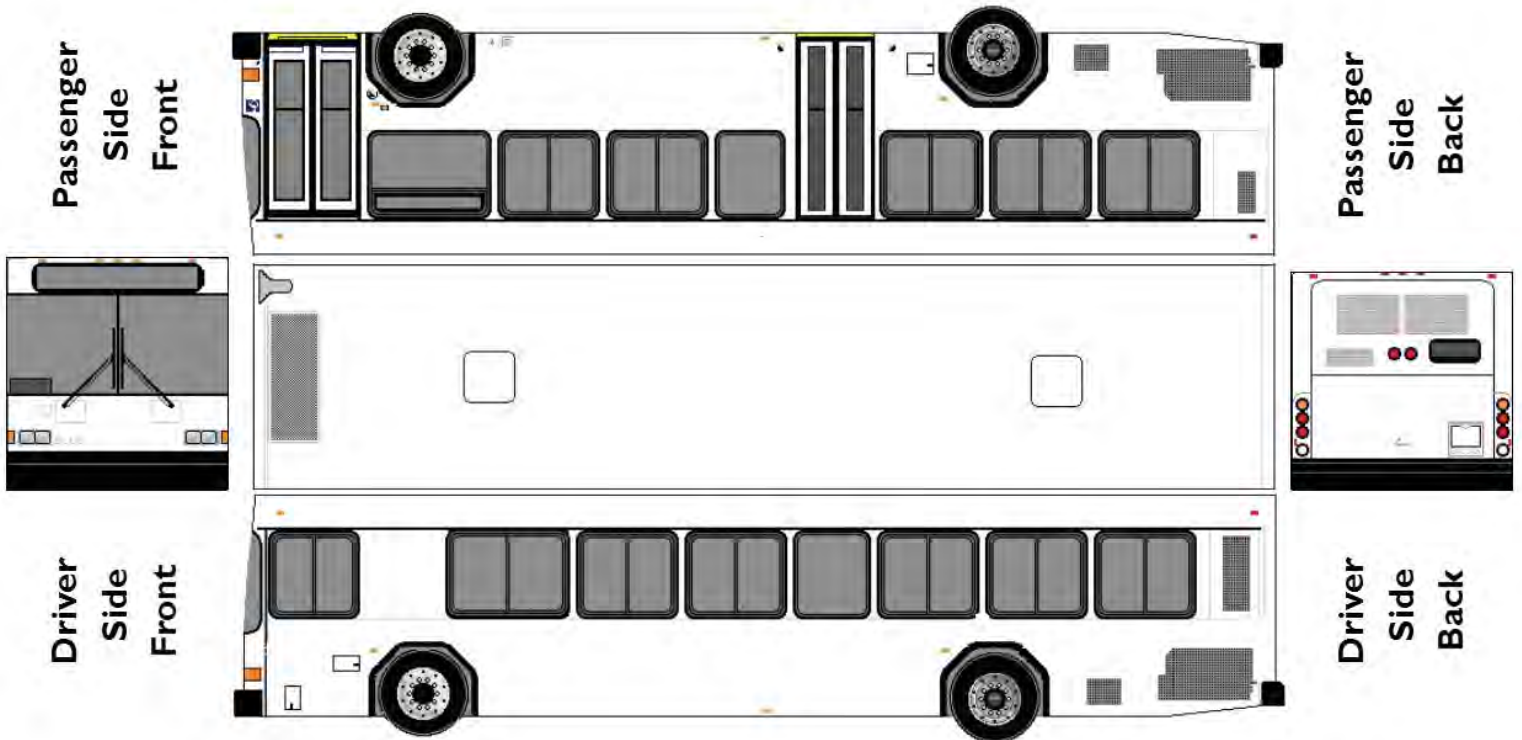
Vehicle Location: Springdale, AR

| Vehicle Asset Class (Mark One) | | | |
|--------------------------------|-------------------------------------|----------------------------------|--------------------------|
| AB - Articulated Bus | <input type="checkbox"/> | MB - Mini-bus | <input type="checkbox"/> |
| AO - Automobile | <input type="checkbox"/> | MV - Mini-van | <input type="checkbox"/> |
| BR - Over-the-road Bus | <input type="checkbox"/> | RT - Rubber-tire Vintage Trolley | <input type="checkbox"/> |
| BU - Bus | <input checked="" type="checkbox"/> | SB - School Bus | <input type="checkbox"/> |
| CU - Cutaway Bus | <input type="checkbox"/> | SV - Sport Utility Vehicle | <input type="checkbox"/> |
| DB - Double Decked Bus | <input type="checkbox"/> | TB - Trolleybus | <input type="checkbox"/> |
| FB - Ferryboat | <input type="checkbox"/> | VN - Van | <input type="checkbox"/> |

| Vehicle Condition Assessment Rating Scale | | |
|---|-----------|--|
| Rating | Condition | Description |
| 4.8 - 5.0 | Excellent | New asset; no visible defects. |
| 4.0 - 4.7 | Good | Asset showing minimal signs of wear; some (slightly) defective or deteriorated component(s). |
| 3.0 - 3.9 | Adequate | Asset has reached its mid-life (condition 3.5); some moderately defective or deteriorated component(s). |
| 2.0 - 2.9 | Marginal | Asset reaching or just past the end of its use life; increasing number of defective or deteriorated component(s) and increasing maintenance needs. |
| 1.0 - 1.9 | Poor | Asset is past its useful life and is in need of immediate repair or replacement may have critically damaged component(s). |

Vehicle Condition Score: 1.0

Additional Vehicle Comments:



Note: Provide photographs of all damage or physical issue noted

Vehicle Subsystems Review Items:

| | | | |
|---|---|--|---|
| Ignition | <input checked="" type="checkbox"/> Yes | <input type="checkbox"/> No | <input type="checkbox"/> N/A |
| Fire extinguisher and fire suppression (if applicable) | <input checked="" type="checkbox"/> Yes | <input type="checkbox"/> No | <input type="checkbox"/> N/A |
| On board safety items (reflectors, triangles, etc) | <input checked="" type="checkbox"/> Yes | <input type="checkbox"/> No | <input type="checkbox"/> N/A |
| Lights (check headlights, taillights, and turn signals) | <input checked="" type="checkbox"/> Yes | <input type="checkbox"/> No | <input type="checkbox"/> N/A |
| Windshield wipers | <input checked="" type="checkbox"/> Yes | <input type="checkbox"/> No | <input type="checkbox"/> N/A |
| Horn | <input checked="" type="checkbox"/> Yes | <input type="checkbox"/> No | <input type="checkbox"/> N/A |
| Driver's seat belt | <input checked="" type="checkbox"/> Yes | <input type="checkbox"/> No | <input type="checkbox"/> N/A |
| Passenger seat belts | <input type="checkbox"/> Yes | <input type="checkbox"/> No | <input checked="" type="checkbox"/> N/A |
| Wheelchair lift/ramp in working order (if applicable) | <input checked="" type="checkbox"/> Yes | <input type="checkbox"/> No | <input type="checkbox"/> N/A |
| Cleanliness | <input checked="" type="checkbox"/> Yes | <input type="checkbox"/> No | <input type="checkbox"/> N/A |
| Scratches or dents (if yes highlight on diagram below) | <input type="checkbox"/> Yes | <input checked="" type="checkbox"/> No | <input type="checkbox"/> N/A |



Revenue Vehicle Inventory & Condition Assessment Form

Agency Name: Ozark Regional Transit

Inventory Date: 04/21/2018

Make: Gillig

Model: Low Floor

Year: 2001

ID/Serial Number/VIN: Key West 807 / 15GGE181611090410

Mileage: 550,000

Date in Service: 6/1/2001

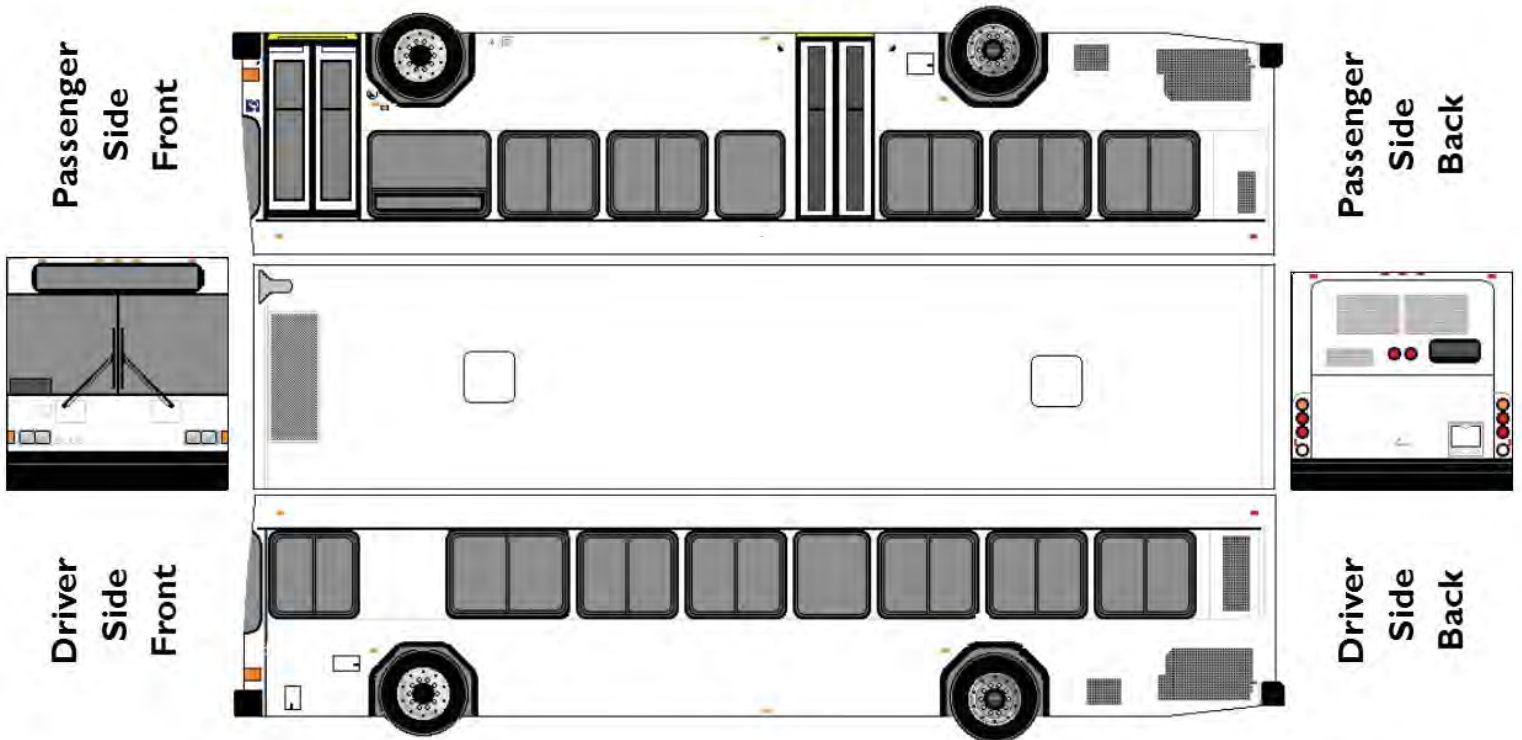
Vehicle Location: Springdale, AR

| Vehicle Asset Class (Mark One) | | | |
|--------------------------------|-------------------------------------|----------------------------------|--------------------------|
| AB - Articulated Bus | <input type="checkbox"/> | MB - Mini-bus | <input type="checkbox"/> |
| AO - Automobile | <input type="checkbox"/> | MV - Mini-van | <input type="checkbox"/> |
| BR - Over-the-road Bus | <input type="checkbox"/> | RT - Rubber-tire Vintage Trolley | <input type="checkbox"/> |
| BU - Bus | <input checked="" type="checkbox"/> | SB - School Bus | <input type="checkbox"/> |
| CU - Cutaway Bus | <input type="checkbox"/> | SV - Sport Utility Vehicle | <input type="checkbox"/> |
| DB - Double Decked Bus | <input type="checkbox"/> | TB - Trolleybus | <input type="checkbox"/> |
| FB - Ferryboat | <input type="checkbox"/> | VN - Van | <input type="checkbox"/> |

| Vehicle Condition Assessment Rating Scale | | |
|---|-----------|--|
| Rating | Condition | Description |
| 4.8 - 5.0 | Excellent | New asset; no visible defects. |
| 4.0 - 4.7 | Good | Asset showing minimal signs of wear; some (slightly) defective or deteriorated component(s). |
| 3.0 - 3.9 | Adequate | Asset has reached its mid-life (condition 3.5); some moderately defective or deteriorated component(s). |
| 2.0 - 2.9 | Marginal | Asset reaching or just past the end of its use life; increasing number of defective or deteriorated component(s) and increasing maintenance needs. |
| 1.0 - 1.9 | Poor | Asset is past its useful life and is in need of immediate repair or replacement may have critically damaged component(s). |

Vehicle Condition Score: 1.0

Additional Vehicle Comments:



Note: Provide photographs of all damage or physical issue noted

Vehicle Subsystems Review Items:

| | | | |
|---|---|--|---|
| Ignition | <input checked="" type="checkbox"/> Yes | <input type="checkbox"/> No | <input type="checkbox"/> N/A |
| Fire extinguisher and fire suppression (if applicable) | <input checked="" type="checkbox"/> Yes | <input type="checkbox"/> No | <input type="checkbox"/> N/A |
| On board safety items (reflectors, triangles, etc) | <input checked="" type="checkbox"/> Yes | <input type="checkbox"/> No | <input type="checkbox"/> N/A |
| Lights (check headlights, taillights, and turn signals) | <input checked="" type="checkbox"/> Yes | <input type="checkbox"/> No | <input type="checkbox"/> N/A |
| Windshield wipers | <input checked="" type="checkbox"/> Yes | <input type="checkbox"/> No | <input type="checkbox"/> N/A |
| Horn | <input checked="" type="checkbox"/> Yes | <input type="checkbox"/> No | <input type="checkbox"/> N/A |
| Driver's seat belt | <input checked="" type="checkbox"/> Yes | <input type="checkbox"/> No | <input type="checkbox"/> N/A |
| Passenger seat belts | <input type="checkbox"/> Yes | <input type="checkbox"/> No | <input checked="" type="checkbox"/> N/A |
| Wheelchair lift/ramp in working order (if applicable) | <input checked="" type="checkbox"/> Yes | <input type="checkbox"/> No | <input type="checkbox"/> N/A |
| Cleanliness | <input checked="" type="checkbox"/> Yes | <input type="checkbox"/> No | <input type="checkbox"/> N/A |
| Scratches or dents (if yes highlight on diagram below) | <input type="checkbox"/> Yes | <input checked="" type="checkbox"/> No | <input type="checkbox"/> N/A |



Revenue Vehicle Inventory & Condition Assessment Form

Agency Name: Ozark Regional Transit

Inventory Date: 04/21/2018

Make: Gillig

Model: Low Floor

Year: 2001

ID/Serial Number/VIN: Key West 808 / 15GGE181811090411

Mileage: 556,557

Date in Service: 6/1/2001

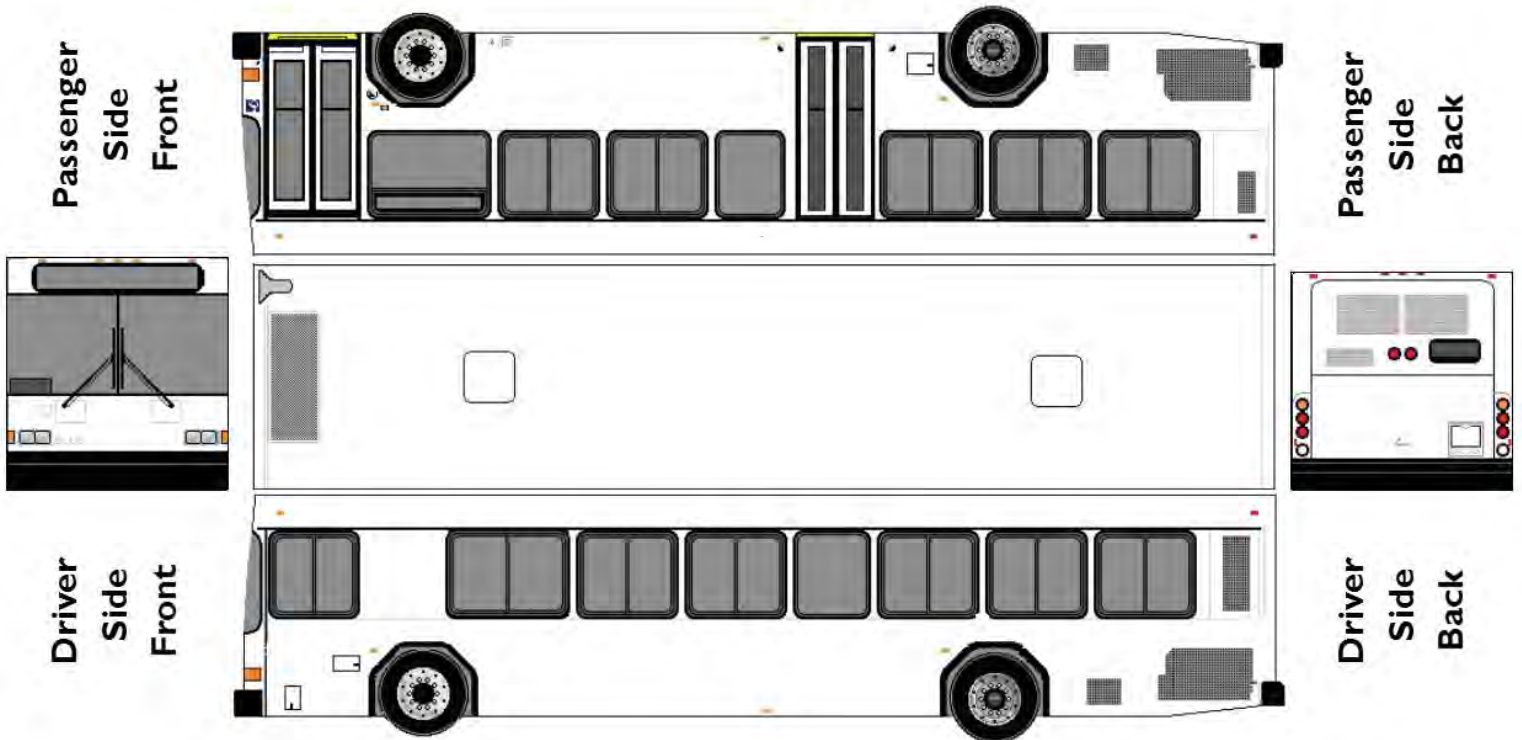
Vehicle Location: Springdale, AR

| Vehicle Asset Class (Mark One) | | | |
|--------------------------------|-------------------------------------|----------------------------------|--------------------------|
| AB - Articulated Bus | <input type="checkbox"/> | MB - Mini-bus | <input type="checkbox"/> |
| AO - Automobile | <input type="checkbox"/> | MV - Mini-van | <input type="checkbox"/> |
| BR - Over-the-road Bus | <input type="checkbox"/> | RT - Rubber-tire Vintage Trolley | <input type="checkbox"/> |
| BU - Bus | <input checked="" type="checkbox"/> | SB - School Bus | <input type="checkbox"/> |
| CU - Cutaway Bus | <input type="checkbox"/> | SV - Sport Utility Vehicle | <input type="checkbox"/> |
| DB - Double Decked Bus | <input type="checkbox"/> | TB - Trolleybus | <input type="checkbox"/> |
| FB - Ferryboat | <input type="checkbox"/> | VN - Van | <input type="checkbox"/> |

| Vehicle Condition Assessment Rating Scale | | |
|---|-----------|--|
| Rating | Condition | Description |
| 4.8 - 5.0 | Excellent | New asset; no visible defects. |
| 4.0 - 4.7 | Good | Asset showing minimal signs of wear; some (slightly) defective or deteriorated component(s). |
| 3.0 - 3.9 | Adequate | Asset has reached its mid-life (condition 3.5); some moderately defective or deteriorated component(s). |
| 2.0 - 2.9 | Marginal | Asset reaching or just past the end of its use life; increasing number of defective or deteriorated component(s) and increasing maintenance needs. |
| 1.0 - 1.9 | Poor | Asset is past its useful life and is in need of immediate repair or replacement may have critically damaged component(s). |

Vehicle Condition Score: 1.0

Additional Vehicle Comments:



Note: Provide photographs of all damage or physical issue noted

Vehicle Subsystems Review Items:

| | | | |
|---|---|--|---|
| Ignition | <input checked="" type="checkbox"/> Yes | <input type="checkbox"/> No | <input type="checkbox"/> N/A |
| Fire extinguisher and fire suppression (if applicable) | <input checked="" type="checkbox"/> Yes | <input type="checkbox"/> No | <input type="checkbox"/> N/A |
| On board safety items (reflectors, triangles, etc) | <input checked="" type="checkbox"/> Yes | <input type="checkbox"/> No | <input type="checkbox"/> N/A |
| Lights (check headlights, taillights, and turn signals) | <input checked="" type="checkbox"/> Yes | <input type="checkbox"/> No | <input type="checkbox"/> N/A |
| Windshield wipers | <input checked="" type="checkbox"/> Yes | <input type="checkbox"/> No | <input type="checkbox"/> N/A |
| Horn | <input checked="" type="checkbox"/> Yes | <input type="checkbox"/> No | <input type="checkbox"/> N/A |
| Driver's seat belt | <input checked="" type="checkbox"/> Yes | <input type="checkbox"/> No | <input type="checkbox"/> N/A |
| Passenger seat belts | <input type="checkbox"/> Yes | <input type="checkbox"/> No | <input checked="" type="checkbox"/> N/A |
| Wheelchair lift/ramp in working order (if applicable) | <input checked="" type="checkbox"/> Yes | <input type="checkbox"/> No | <input type="checkbox"/> N/A |
| Cleanliness | <input checked="" type="checkbox"/> Yes | <input type="checkbox"/> No | <input type="checkbox"/> N/A |
| Scratches or dents (if yes highlight on diagram below) | <input type="checkbox"/> Yes | <input checked="" type="checkbox"/> No | <input type="checkbox"/> N/A |



Revenue Vehicle Inventory & Condition Assessment Form

Agency Name: Ozark Regional Transit

Inventory Date: 04/21/2018

Make: Gillig

Model: Phantom

Year: 2003

ID/Serial Number/VIN: Pennsylvania 1508 / 15GCB201231111863

Mileage: 369,939

Date in Service: 02/01/2003

Vehicle Location: Springdale, AR

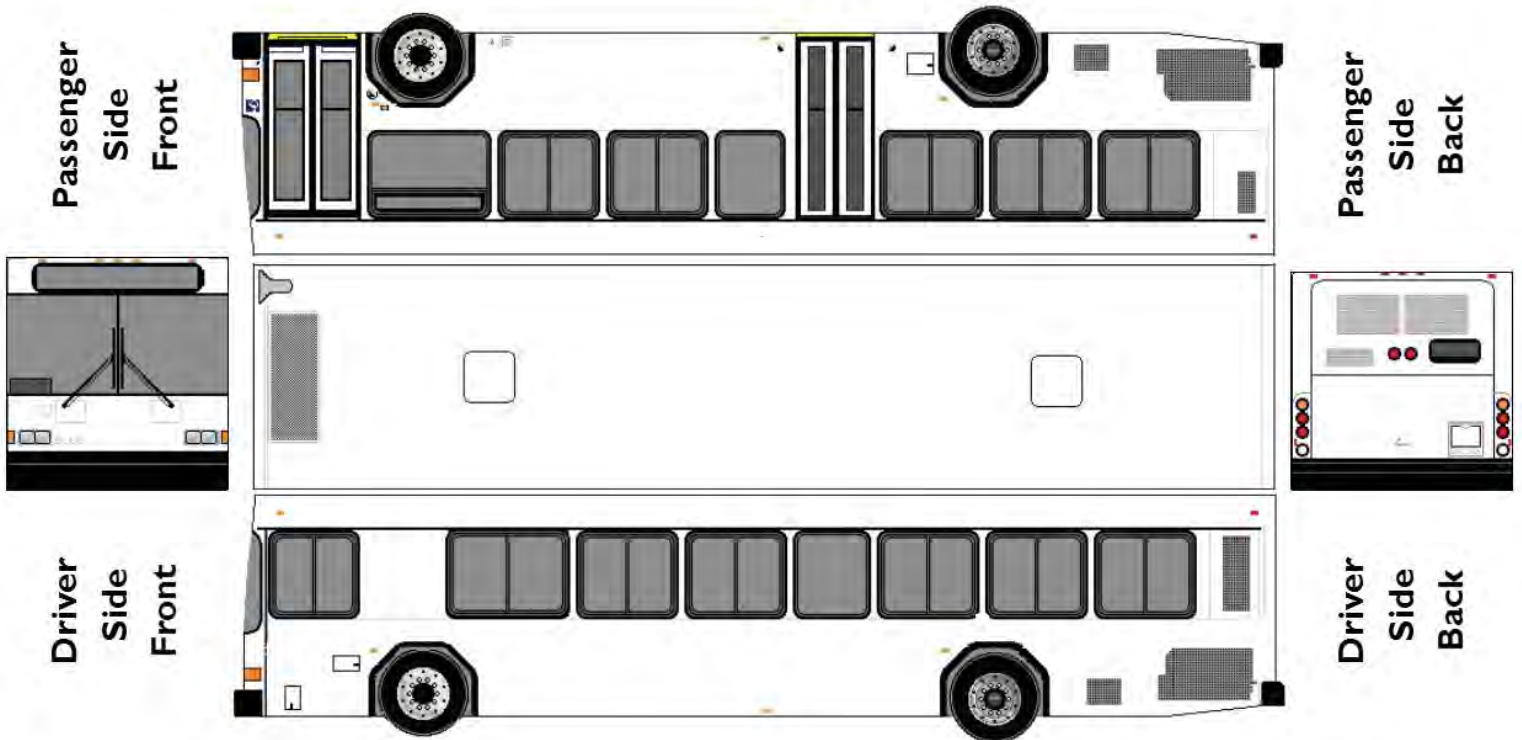
| Vehicle Asset Class (Mark One) | | | |
|--------------------------------|-------------------------------------|----------------------------------|--------------------------|
| AB - Articulated Bus | <input type="checkbox"/> | MB - Mini-bus | <input type="checkbox"/> |
| AO - Automobile | <input type="checkbox"/> | MV - Mini-van | <input type="checkbox"/> |
| BR - Over-the-road Bus | <input type="checkbox"/> | RT - Rubber-tire Vintage Trolley | <input type="checkbox"/> |
| BU - Bus | <input checked="" type="checkbox"/> | SB - School Bus | <input type="checkbox"/> |
| CU - Cutaway Bus | <input type="checkbox"/> | SV - Sport Utility Vehicle | <input type="checkbox"/> |
| DB - Double Decked Bus | <input type="checkbox"/> | TB - Trolleybus | <input type="checkbox"/> |
| FB - Ferryboat | <input type="checkbox"/> | VN - Van | <input type="checkbox"/> |

| Vehicle Condition Assessment Rating Scale | | |
|---|-----------|--|
| Rating | Condition | Description |
| 4.8 - 5.0 | Excellent | New asset; no visible defects. |
| 4.0 - 4.7 | Good | Asset showing minimal signs of wear; some (slightly) defective or deteriorated component(s). |
| 3.0 - 3.9 | Adequate | Asset has reached its mid-life (condition 3.5); some moderately defective or deteriorated component(s). |
| 2.0 - 2.9 | Marginal | Asset reaching or just past the end of its use life; increasing number of defective or deteriorated component(s) and increasing maintenance needs. |
| 1.0 - 1.9 | Poor | Asset is past its useful life and is in need of immediate repair or replacement may have critically damaged component(s). |

Vehicle Condition Score: 1.0

Additional Vehicle Comments:

Lift not working



Note: Provide photographs of all damage or physical issue noted

Vehicle Subsystems Review Items:

| | | | |
|---|---|--|---|
| Ignition | <input checked="" type="checkbox"/> Yes | <input type="checkbox"/> No | <input type="checkbox"/> N/A |
| Fire extinguisher and fire suppression (if applicable) | <input checked="" type="checkbox"/> Yes | <input type="checkbox"/> No | <input type="checkbox"/> N/A |
| On board safety items (reflectors, triangles, etc) | <input checked="" type="checkbox"/> Yes | <input type="checkbox"/> No | <input type="checkbox"/> N/A |
| Lights (check headlights, taillights, and turn signals) | <input checked="" type="checkbox"/> Yes | <input type="checkbox"/> No | <input type="checkbox"/> N/A |
| Windshield wipers | <input checked="" type="checkbox"/> Yes | <input type="checkbox"/> No | <input type="checkbox"/> N/A |
| Horn | <input checked="" type="checkbox"/> Yes | <input type="checkbox"/> No | <input type="checkbox"/> N/A |
| Driver's seat belt | <input checked="" type="checkbox"/> Yes | <input type="checkbox"/> No | <input type="checkbox"/> N/A |
| Passenger seat belts | <input type="checkbox"/> Yes | <input type="checkbox"/> No | <input checked="" type="checkbox"/> N/A |
| Wheelchair lift/ramp in working order (if applicable) | <input checked="" type="checkbox"/> Yes | <input type="checkbox"/> No | <input type="checkbox"/> N/A |
| Cleanliness | <input checked="" type="checkbox"/> Yes | <input type="checkbox"/> No | <input type="checkbox"/> N/A |
| Scratches or dents (if yes highlight on diagram below) | <input type="checkbox"/> Yes | <input checked="" type="checkbox"/> No | <input type="checkbox"/> N/A |



Revenue Vehicle Inventory & Condition Assessment Form

Agency Name: Ozark Regional Transit

Inventory Date: 04/21/2018

Make: Gillig

Model: Phantom

Year: 1997

ID/Serial Number/VIN: Razorback 025 / 15GCD2010V1088502

Mileage: 521,243

Date in Service: 11/1/1997

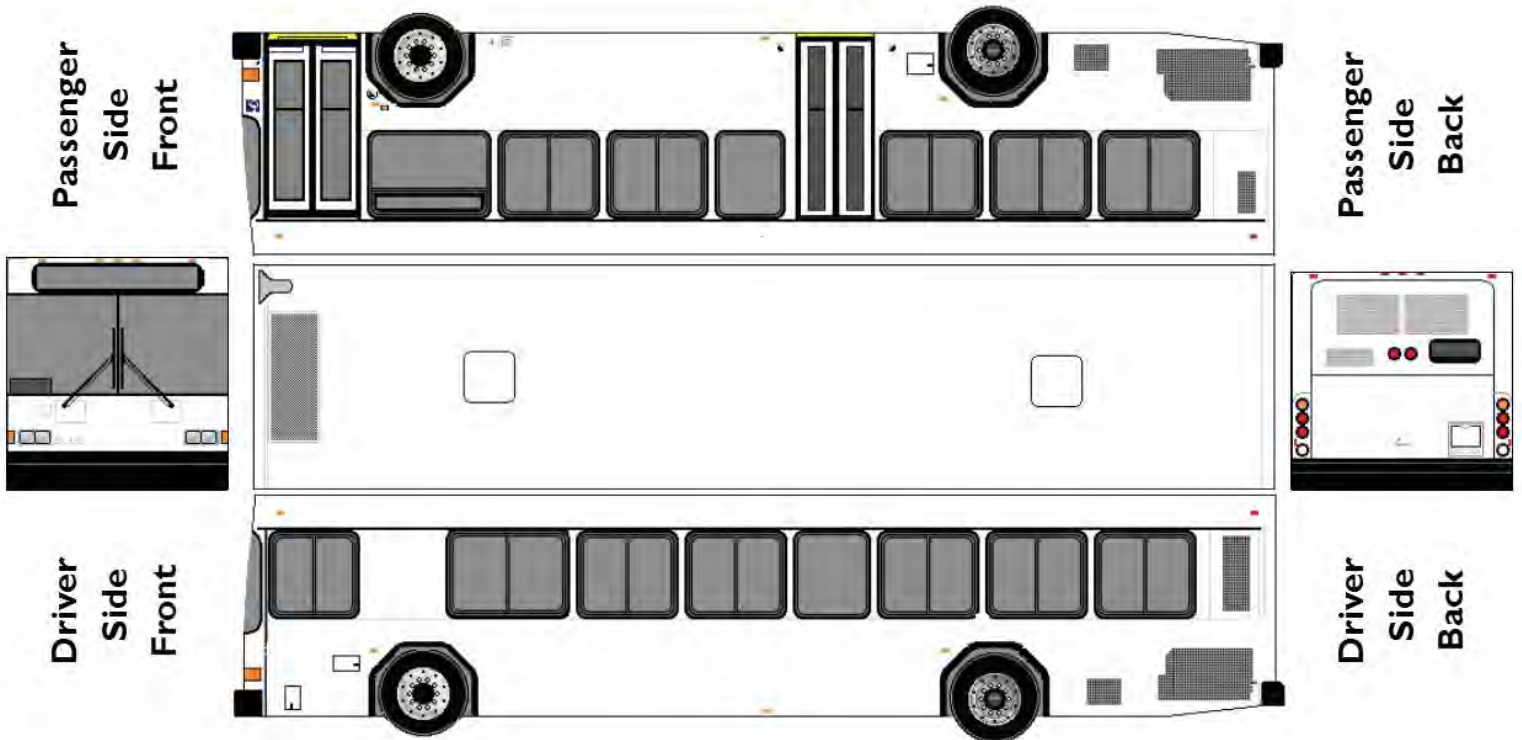
Vehicle Location: Springdale, AR

| Vehicle Asset Class (Mark One) | | | |
|--------------------------------|-------------------------------------|----------------------------------|--------------------------|
| AB - Articulated Bus | <input type="checkbox"/> | MB - Mini-bus | <input type="checkbox"/> |
| AO - Automobile | <input type="checkbox"/> | MV - Mini-van | <input type="checkbox"/> |
| BR - Over-the-road Bus | <input type="checkbox"/> | RT - Rubber-tire Vintage Trolley | <input type="checkbox"/> |
| BU - Bus | <input checked="" type="checkbox"/> | SB - School Bus | <input type="checkbox"/> |
| CU - Cutaway Bus | <input type="checkbox"/> | SV - Sport Utility Vehicle | <input type="checkbox"/> |
| DB - Double Decked Bus | <input type="checkbox"/> | TB - Trolleybus | <input type="checkbox"/> |
| FB - Ferryboat | <input type="checkbox"/> | VN - Van | <input type="checkbox"/> |

| Vehicle Condition Assessment Rating Scale | | |
|---|-----------|--|
| Rating | Condition | Description |
| 4.8 - 5.0 | Excellent | New asset; no visible defects. |
| 4.0 - 4.7 | Good | Asset showing minimal signs of wear; some (slightly) defective or deteriorated component(s). |
| 3.0 - 3.9 | Adequate | Asset has reached its mid-life (condition 3.5); some moderately defective or deteriorated component(s). |
| 2.0 - 2.9 | Marginal | Asset reaching or just past the end of its use life; increasing number of defective or deteriorated component(s) and increasing maintenance needs. |
| 1.0 - 1.9 | Poor | Asset is past its useful life and is in need of immediate repair or replacement may have critically damaged component(s). |

Vehicle Condition Score: 1.0

Additional Vehicle Comments:



Note: Provide photographs of all damage or physical issue noted

Vehicle Subsystems Review Items:

| | | | |
|---|---|--|---|
| Ignition | <input checked="" type="checkbox"/> Yes | <input type="checkbox"/> No | <input type="checkbox"/> N/A |
| Fire extinguisher and fire suppression (if applicable) | <input checked="" type="checkbox"/> Yes | <input type="checkbox"/> No | <input type="checkbox"/> N/A |
| On board safety items (reflectors, triangles, etc) | <input checked="" type="checkbox"/> Yes | <input type="checkbox"/> No | <input type="checkbox"/> N/A |
| Lights (check headlights, taillights, and turn signals) | <input checked="" type="checkbox"/> Yes | <input type="checkbox"/> No | <input type="checkbox"/> N/A |
| Windshield wipers | <input checked="" type="checkbox"/> Yes | <input type="checkbox"/> No | <input type="checkbox"/> N/A |
| Horn | <input checked="" type="checkbox"/> Yes | <input type="checkbox"/> No | <input type="checkbox"/> N/A |
| Driver's seat belt | <input checked="" type="checkbox"/> Yes | <input type="checkbox"/> No | <input type="checkbox"/> N/A |
| Passenger seat belts | <input type="checkbox"/> Yes | <input type="checkbox"/> No | <input checked="" type="checkbox"/> N/A |
| Wheelchair lift/ramp in working order (if applicable) | <input checked="" type="checkbox"/> Yes | <input type="checkbox"/> No | <input type="checkbox"/> N/A |
| Cleanliness | <input checked="" type="checkbox"/> Yes | <input type="checkbox"/> No | <input type="checkbox"/> N/A |
| Scratches or dents (if yes highlight on diagram below) | <input type="checkbox"/> Yes | <input checked="" type="checkbox"/> No | <input type="checkbox"/> N/A |



Revenue Vehicle Inventory & Condition Assessment Form

Agency Name: Ozark Regional Transit

Inventory Date: 04/21/2018

Make: Gillig

Model: Phantom

Year: 1997

ID/Serial Number/VIN: Razorback 030 / 15GCD2011V1088511

Mileage: 523,373

Date in Service: 12/1/1997

Vehicle Location: Springdale, AR

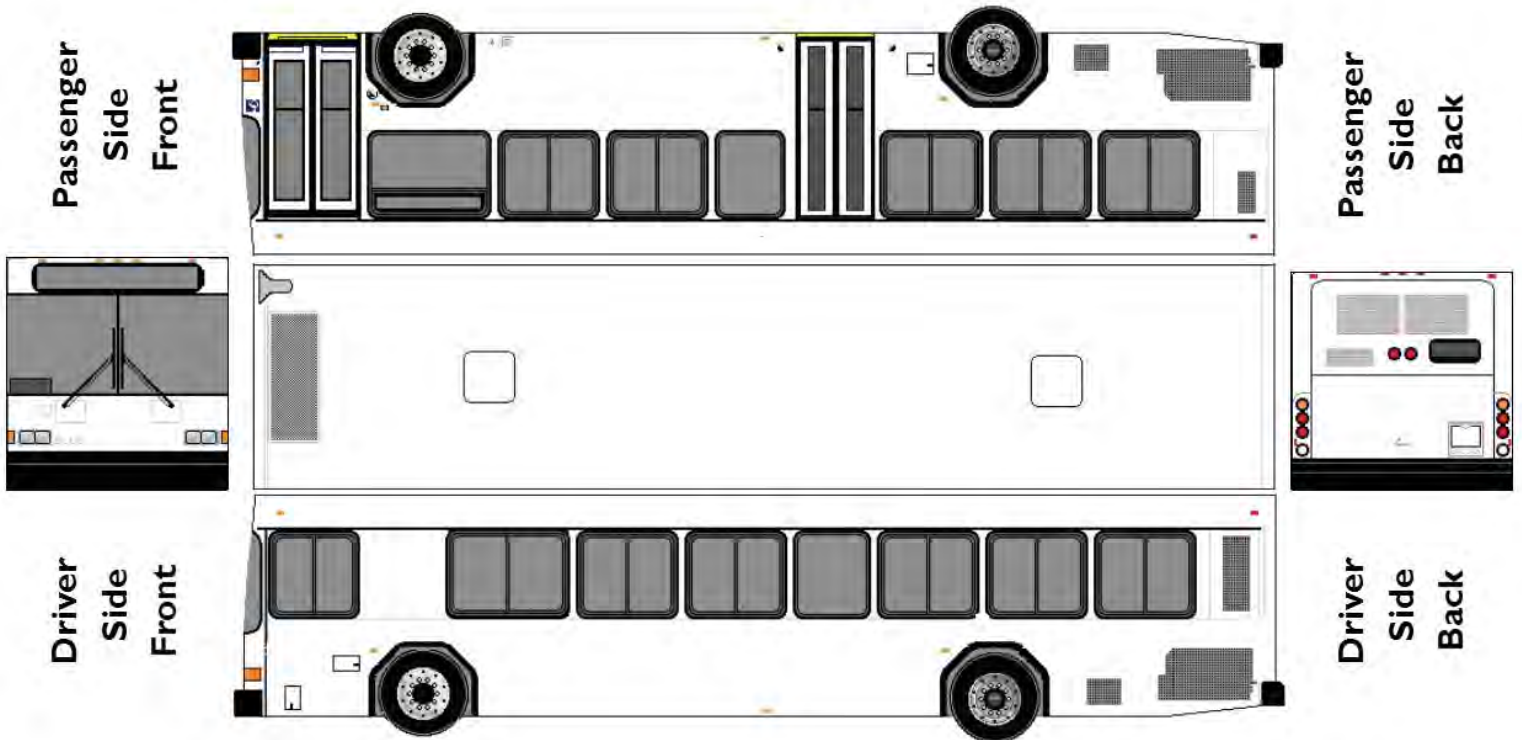
| Vehicle Asset Class (Mark One) | | | |
|--------------------------------|-------------------------------------|----------------------------------|--------------------------|
| AB - Articulated Bus | <input type="checkbox"/> | MB - Mini-bus | <input type="checkbox"/> |
| AO - Automobile | <input type="checkbox"/> | MV - Mini-van | <input type="checkbox"/> |
| BR - Over-the-road Bus | <input type="checkbox"/> | RT - Rubber-tire Vintage Trolley | <input type="checkbox"/> |
| BU - Bus | <input checked="" type="checkbox"/> | SB - School Bus | <input type="checkbox"/> |
| CU - Cutaway Bus | <input type="checkbox"/> | SV - Sport Utility Vehicle | <input type="checkbox"/> |
| DB - Double Decked Bus | <input type="checkbox"/> | TB - Trolleybus | <input type="checkbox"/> |
| FB - Ferryboat | <input type="checkbox"/> | VN - Van | <input type="checkbox"/> |

| Vehicle Condition Assessment Rating Scale | | |
|---|-----------|--|
| Rating | Condition | Description |
| 4.8 - 5.0 | Excellent | New asset; no visible defects. |
| 4.0 - 4.7 | Good | Asset showing minimal signs of wear; some (slightly) defective or deteriorated component(s). |
| 3.0 - 3.9 | Adequate | Asset has reached its mid-life (condition 3.5); some moderately defective or deteriorated component(s). |
| 2.0 - 2.9 | Marginal | Asset reaching or just past the end of its use life; increasing number of defective or deteriorated component(s) and increasing maintenance needs. |
| 1.0 - 1.9 | Poor | Asset is past its useful life and is in need of immediate repair or replacement may have critically damaged component(s). |

Vehicle Condition Score: 1.0

Additional Vehicle Comments:

Lift not working



Note: Provide photographs of all damage or physical issue noted

Vehicle Subsystems Review Items:

| | | | |
|---|---|--|---|
| Ignition | <input checked="" type="checkbox"/> Yes | <input type="checkbox"/> No | <input type="checkbox"/> N/A |
| Fire extinguisher and fire suppression (if applicable) | <input checked="" type="checkbox"/> Yes | <input type="checkbox"/> No | <input type="checkbox"/> N/A |
| On board safety items (reflectors, triangles, etc) | <input checked="" type="checkbox"/> Yes | <input type="checkbox"/> No | <input type="checkbox"/> N/A |
| Lights (check headlights, taillights, and turn signals) | <input checked="" type="checkbox"/> Yes | <input type="checkbox"/> No | <input type="checkbox"/> N/A |
| Windshield wipers | <input checked="" type="checkbox"/> Yes | <input type="checkbox"/> No | <input type="checkbox"/> N/A |
| Horn | <input checked="" type="checkbox"/> Yes | <input type="checkbox"/> No | <input type="checkbox"/> N/A |
| Driver's seat belt | <input checked="" type="checkbox"/> Yes | <input type="checkbox"/> No | <input type="checkbox"/> N/A |
| Passenger seat belts | <input type="checkbox"/> Yes | <input type="checkbox"/> No | <input checked="" type="checkbox"/> N/A |
| Wheelchair lift/ramp in working order (if applicable) | <input checked="" type="checkbox"/> Yes | <input type="checkbox"/> No | <input type="checkbox"/> N/A |
| Cleanliness | <input checked="" type="checkbox"/> Yes | <input type="checkbox"/> No | <input type="checkbox"/> N/A |
| Scratches or dents (if yes highlight on diagram below) | <input type="checkbox"/> Yes | <input checked="" type="checkbox"/> No | <input type="checkbox"/> N/A |



Revenue Vehicle Inventory & Condition Assessment Form

Agency Name: Ozark Regional Transit

Inventory Date: 04/21/2018

Make: Gillig

Model: Low Floor

Year: 2010

ID/Serial Number/VIN: Springfield 271 / 1GB9G5AG2A1136481

Mileage: 211,824

Date in Service: 6/1/2010

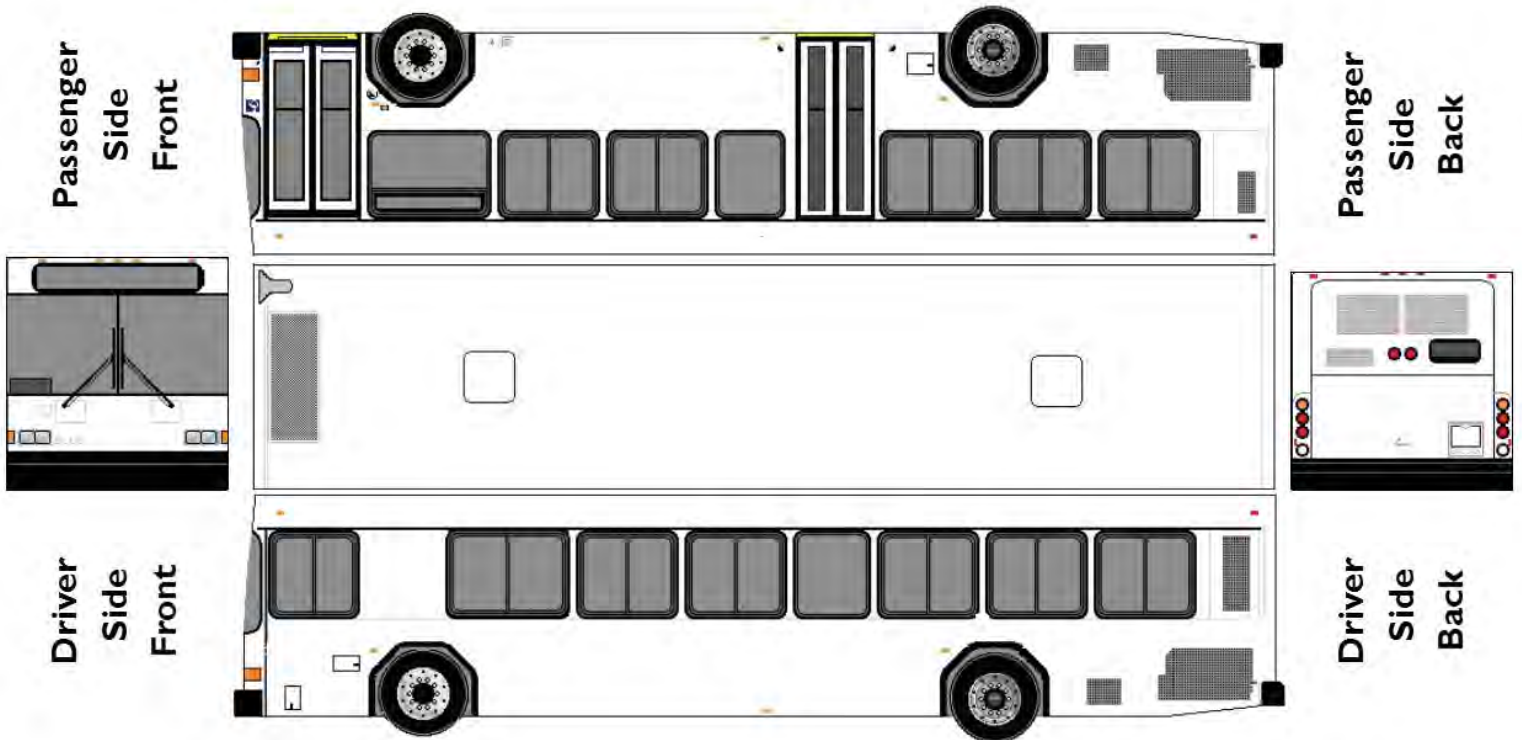
Vehicle Location: Springdale, AR

| Vehicle Asset Class (Mark One) | | | |
|--------------------------------|-------------------------------------|----------------------------------|--------------------------|
| AB - Articulated Bus | <input type="checkbox"/> | MB - Mini-bus | <input type="checkbox"/> |
| AO - Automobile | <input type="checkbox"/> | MV - Mini-van | <input type="checkbox"/> |
| BR - Over-the-road Bus | <input type="checkbox"/> | RT - Rubber-tire Vintage Trolley | <input type="checkbox"/> |
| BU - Bus | <input checked="" type="checkbox"/> | SB - School Bus | <input type="checkbox"/> |
| CU - Cutaway Bus | <input type="checkbox"/> | SV - Sport Utility Vehicle | <input type="checkbox"/> |
| DB - Double Decked Bus | <input type="checkbox"/> | TB - Trolleybus | <input type="checkbox"/> |
| FB - Ferryboat | <input type="checkbox"/> | VN - Van | <input type="checkbox"/> |

| Vehicle Condition Assessment Rating Scale | | |
|---|-----------|--|
| Rating | Condition | Description |
| 4.8 - 5.0 | Excellent | New asset; no visible defects. |
| 4.0 - 4.7 | Good | Asset showing minimal signs of wear; some (slightly) defective or deteriorated component(s). |
| 3.0 - 3.9 | Adequate | Asset has reached its mid-life (condition 3.5); some moderately defective or deteriorated component(s). |
| 2.0 - 2.9 | Marginal | Asset reaching or just past the end of its use life; increasing number of defective or deteriorated component(s) and increasing maintenance needs. |
| 1.0 - 1.9 | Poor | Asset is past its useful life and is in need of immediate repair or replacement may have critically damaged component(s). |

Vehicle Condition Score: 3.5

Additional Vehicle Comments:



Note: Provide photographs of all damage or physical issue noted

Vehicle Subsystems Review Items:

| | | | |
|---|---|--|---|
| Ignition | <input checked="" type="checkbox"/> Yes | <input type="checkbox"/> No | <input type="checkbox"/> N/A |
| Fire extinguisher and fire suppression (if applicable) | <input checked="" type="checkbox"/> Yes | <input type="checkbox"/> No | <input type="checkbox"/> N/A |
| On board safety items (reflectors, triangles, etc) | <input checked="" type="checkbox"/> Yes | <input type="checkbox"/> No | <input type="checkbox"/> N/A |
| Lights (check headlights, taillights, and turn signals) | <input checked="" type="checkbox"/> Yes | <input type="checkbox"/> No | <input type="checkbox"/> N/A |
| Windshield wipers | <input checked="" type="checkbox"/> Yes | <input type="checkbox"/> No | <input type="checkbox"/> N/A |
| Horn | <input checked="" type="checkbox"/> Yes | <input type="checkbox"/> No | <input type="checkbox"/> N/A |
| Driver's seat belt | <input checked="" type="checkbox"/> Yes | <input type="checkbox"/> No | <input type="checkbox"/> N/A |
| Passenger seat belts | <input type="checkbox"/> Yes | <input type="checkbox"/> No | <input checked="" type="checkbox"/> N/A |
| Wheelchair lift/ramp in working order (if applicable) | <input checked="" type="checkbox"/> Yes | <input type="checkbox"/> No | <input type="checkbox"/> N/A |
| Cleanliness | <input checked="" type="checkbox"/> Yes | <input type="checkbox"/> No | <input type="checkbox"/> N/A |
| Scratches or dents (if yes highlight on diagram below) | <input type="checkbox"/> Yes | <input checked="" type="checkbox"/> No | <input type="checkbox"/> N/A |



Revenue Vehicle Inventory & Condition Assessment Form

Agency Name: Ozark Regional Transit

Inventory Date: 04/21/2018

Make: Gillig

Model: Low Floor

Year: 2010

ID/Serial Number/VIN: Springfield 273 / 1GB9G5AGXA1136986

Mileage: 219,432

Date in Service: 6/1/2010

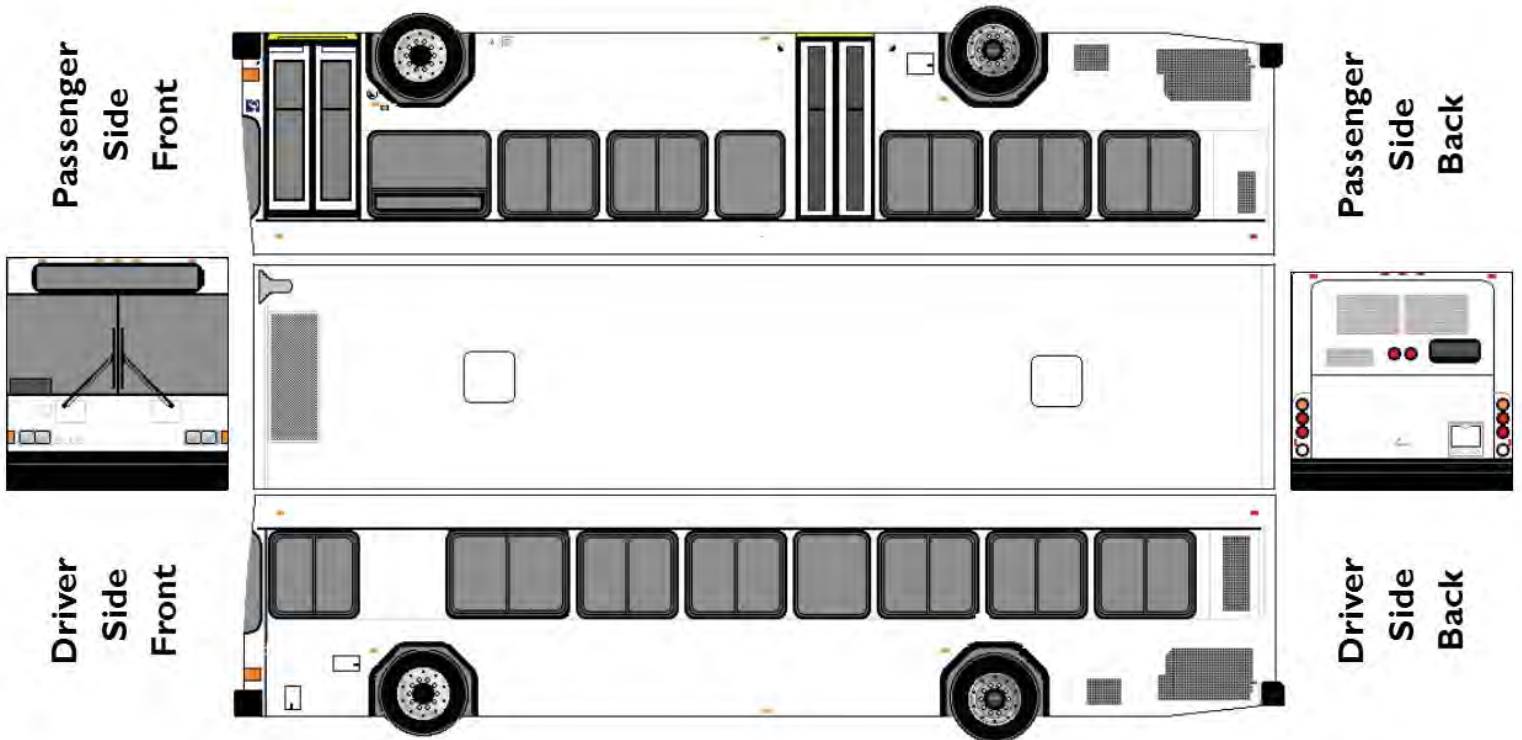
Vehicle Location: Springdale, AR

| Vehicle Asset Class (Mark One) | | | |
|--------------------------------|-------------------------------------|----------------------------------|--------------------------|
| AB - Articulated Bus | <input type="checkbox"/> | MB - Mini-bus | <input type="checkbox"/> |
| AO - Automobile | <input type="checkbox"/> | MV - Mini-van | <input type="checkbox"/> |
| BR - Over-the-road Bus | <input type="checkbox"/> | RT - Rubber-tire Vintage Trolley | <input type="checkbox"/> |
| BU - Bus | <input checked="" type="checkbox"/> | SB - School Bus | <input type="checkbox"/> |
| CU - Cutaway Bus | <input type="checkbox"/> | SV - Sport Utility Vehicle | <input type="checkbox"/> |
| DB - Double Decked Bus | <input type="checkbox"/> | TB - Trolleybus | <input type="checkbox"/> |
| FB - Ferryboat | <input type="checkbox"/> | VN - Van | <input type="checkbox"/> |

| Vehicle Condition Assessment Rating Scale | | |
|---|-----------|--|
| Rating | Condition | Description |
| 4.8 - 5.0 | Excellent | New asset; no visible defects. |
| 4.0 - 4.7 | Good | Asset showing minimal signs of wear; some (slightly) defective or deteriorated component(s). |
| 3.0 - 3.9 | Adequate | Asset has reached its mid-life (condition 3.5); some moderately defective or deteriorated component(s). |
| 2.0 - 2.9 | Marginal | Asset reaching or just past the end of its use life; increasing number of defective or deteriorated component(s) and increasing maintenance needs. |
| 1.0 - 1.9 | Poor | Asset is past its useful life and is in need of immediate repair or replacement may have critically damaged component(s). |

Vehicle Condition Score: 3.5

Additional Vehicle Comments:



Note: Provide photographs of all damage or physical issue noted

Vehicle Subsystems Review Items:

| | | | |
|---|---|--|---|
| Ignition | <input checked="" type="checkbox"/> Yes | <input type="checkbox"/> No | <input type="checkbox"/> N/A |
| Fire extinguisher and fire suppression (if applicable) | <input checked="" type="checkbox"/> Yes | <input type="checkbox"/> No | <input type="checkbox"/> N/A |
| On board safety items (reflectors, triangles, etc) | <input checked="" type="checkbox"/> Yes | <input type="checkbox"/> No | <input type="checkbox"/> N/A |
| Lights (check headlights, taillights, and turn signals) | <input checked="" type="checkbox"/> Yes | <input type="checkbox"/> No | <input type="checkbox"/> N/A |
| Windshield wipers | <input checked="" type="checkbox"/> Yes | <input type="checkbox"/> No | <input type="checkbox"/> N/A |
| Horn | <input checked="" type="checkbox"/> Yes | <input type="checkbox"/> No | <input type="checkbox"/> N/A |
| Driver's seat belt | <input checked="" type="checkbox"/> Yes | <input type="checkbox"/> No | <input type="checkbox"/> N/A |
| Passenger seat belts | <input type="checkbox"/> Yes | <input type="checkbox"/> No | <input checked="" type="checkbox"/> N/A |
| Wheelchair lift/ramp in working order (if applicable) | <input checked="" type="checkbox"/> Yes | <input type="checkbox"/> No | <input type="checkbox"/> N/A |
| Cleanliness | <input checked="" type="checkbox"/> Yes | <input type="checkbox"/> No | <input type="checkbox"/> N/A |
| Scratches or dents (if yes highlight on diagram below) | <input type="checkbox"/> Yes | <input checked="" type="checkbox"/> No | <input type="checkbox"/> N/A |



Revenue Vehicle Inventory & Condition Assessment Form

Agency Name: Ozark Regional Transit

Inventory Date: 04/21/2018

Make: Ford

Model: E-450

Year: 2010

ID/Serial Number/VIN: 677 / 1FDFE4FS0BDA49249

Mileage: 280,721

Date in Service: 12/1/2010


Vehicle Location: Springdale, AR

| Vehicle Asset Class (Mark One) | | | |
|--------------------------------|-------------------------------------|----------------------------------|--------------------------|
| AB - Articulated Bus | <input type="checkbox"/> | MB - Mini-bus | <input type="checkbox"/> |
| AO - Automobile | <input type="checkbox"/> | MV - Mini-van | <input type="checkbox"/> |
| BR - Over-the-road Bus | <input type="checkbox"/> | RT - Rubber-tire Vintage Trolley | <input type="checkbox"/> |
| BU - Bus | <input type="checkbox"/> | SB - School Bus | <input type="checkbox"/> |
| CU - Cutaway Bus | <input checked="" type="checkbox"/> | SV - Sport Utility Vehicle | <input type="checkbox"/> |
| DB - Double Decked Bus | <input type="checkbox"/> | TB - Trolleybus | <input type="checkbox"/> |
| FB - Ferryboat | <input type="checkbox"/> | VN - Van | <input type="checkbox"/> |

| Vehicle Condition Assessment Rating Scale | | |
|---|-----------|--|
| Rating | Condition | Description |
| 4.8 - 5.0 | Excellent | New asset; no visible defects. |
| 4.0 - 4.7 | Good | Asset showing minimal signs of wear; some (slightly) defective or deteriorated component(s). |
| 3.0 - 3.9 | Adequate | Asset has reached its mid-life (condition 3.5); some moderately defective or deteriorated component(s). |
| 2.0 - 2.9 | Marginal | Asset reaching or just past the end of its use life; increasing number of defective or deteriorated component(s) and increasing maintenance needs. |
| 1.0 - 1.9 | Poor | Asset is past its useful life and is in need of immediate repair or replacement may have critically damaged component(s). |

Vehicle Condition Score: 1

Additional Vehicle Comments:



Note: Provide photographs of all damage or physical issue noted

Vehicle Subsystems Review Items:

| | | | |
|---|---|--|------------------------------|
| Ignition | <input checked="" type="checkbox"/> Yes | <input type="checkbox"/> No | <input type="checkbox"/> N/A |
| Fire extinguisher and fire suppression (if applicable) | <input checked="" type="checkbox"/> Yes | <input type="checkbox"/> No | <input type="checkbox"/> N/A |
| On board safety items (reflectors, triangles, etc) | <input checked="" type="checkbox"/> Yes | <input type="checkbox"/> No | <input type="checkbox"/> N/A |
| Lights (check headlights, taillights, and turn signals) | <input checked="" type="checkbox"/> Yes | <input type="checkbox"/> No | <input type="checkbox"/> N/A |
| Windshield wipers | <input checked="" type="checkbox"/> Yes | <input type="checkbox"/> No | <input type="checkbox"/> N/A |
| Horn | <input checked="" type="checkbox"/> Yes | <input type="checkbox"/> No | <input type="checkbox"/> N/A |
| Driver's seat belt | <input checked="" type="checkbox"/> Yes | <input type="checkbox"/> No | <input type="checkbox"/> N/A |
| Passenger seat belts | <input checked="" type="checkbox"/> Yes | <input type="checkbox"/> No | <input type="checkbox"/> N/A |
| Wheelchair lift/ramp in working order (if applicable) | <input checked="" type="checkbox"/> Yes | <input type="checkbox"/> No | <input type="checkbox"/> N/A |
| Cleanliness | <input checked="" type="checkbox"/> Yes | <input type="checkbox"/> No | <input type="checkbox"/> N/A |
| Scratches or dents (if yes highlight on diagram below) | <input type="checkbox"/> Yes | <input checked="" type="checkbox"/> No | <input type="checkbox"/> N/A |



Revenue Vehicle Inventory & Condition Assessment Form

Agency Name: Ozark Regional Transit

Inventory Date: 04/21/2018

Make: Ford E-450

Model: Glaval

Year: 2015

ID/Serial Number/VIN: 681 / 1FDXE4FS7FDA27810

Mileage: 121,073

Date in Service: 2/1/2015


Vehicle Location: Springdale, AR

| Vehicle Asset Class (Mark One) | | | |
|--------------------------------|-------------------------------------|----------------------------------|--------------------------|
| AB - Articulated Bus | <input type="checkbox"/> | MB - Mini-bus | <input type="checkbox"/> |
| AO - Automobile | <input type="checkbox"/> | MV - Mini-van | <input type="checkbox"/> |
| BR - Over-the-road Bus | <input type="checkbox"/> | RT - Rubber-tire Vintage Trolley | <input type="checkbox"/> |
| BU - Bus | <input type="checkbox"/> | SB - School Bus | <input type="checkbox"/> |
| CU - Cutaway Bus | <input checked="" type="checkbox"/> | SV - Sport Utility Vehicle | <input type="checkbox"/> |
| DB - Double Decked Bus | <input type="checkbox"/> | TB - Trolleybus | <input type="checkbox"/> |
| FB - Ferryboat | <input type="checkbox"/> | VN - Van | <input type="checkbox"/> |

| Vehicle Condition Assessment Rating Scale | | |
|---|-----------|--|
| Rating | Condition | Description |
| 4.8 - 5.0 | Excellent | New asset; no visible defects. |
| 4.0 - 4.7 | Good | Asset showing minimal signs of wear; some (slightly) defective or deteriorated component(s). |
| 3.0 - 3.9 | Adequate | Asset has reached its mid-life (condition 3.5); some moderately defective or deteriorated component(s). |
| 2.0 - 2.9 | Marginal | Asset reaching or just past the end of its use life; increasing number of defective or deteriorated component(s) and increasing maintenance needs. |
| 1.0 - 1.9 | Poor | Asset is past its useful life and is in need of immediate repair or replacement may have critically damaged component(s). |

Vehicle Condition Score: 2.8

Additional Vehicle Comments:



Note: Provide photographs of all damage or physical issue noted

Vehicle Subsystems Review Items:

| | | | |
|---|---|--|------------------------------|
| Ignition | <input checked="" type="checkbox"/> Yes | <input type="checkbox"/> No | <input type="checkbox"/> N/A |
| Fire extinguisher and fire suppression (if applicable) | <input checked="" type="checkbox"/> Yes | <input type="checkbox"/> No | <input type="checkbox"/> N/A |
| On board safety items (reflectors, triangles, etc) | <input checked="" type="checkbox"/> Yes | <input type="checkbox"/> No | <input type="checkbox"/> N/A |
| Lights (check headlights, taillights, and turn signals) | <input checked="" type="checkbox"/> Yes | <input type="checkbox"/> No | <input type="checkbox"/> N/A |
| Windshield wipers | <input checked="" type="checkbox"/> Yes | <input type="checkbox"/> No | <input type="checkbox"/> N/A |
| Horn | <input checked="" type="checkbox"/> Yes | <input type="checkbox"/> No | <input type="checkbox"/> N/A |
| Driver's seat belt | <input checked="" type="checkbox"/> Yes | <input type="checkbox"/> No | <input type="checkbox"/> N/A |
| Passenger seat belts | <input checked="" type="checkbox"/> Yes | <input type="checkbox"/> No | <input type="checkbox"/> N/A |
| Wheelchair lift/ramp in working order (if applicable) | <input checked="" type="checkbox"/> Yes | <input type="checkbox"/> No | <input type="checkbox"/> N/A |
| Cleanliness | <input checked="" type="checkbox"/> Yes | <input type="checkbox"/> No | <input type="checkbox"/> N/A |
| Scratches or dents (if yes highlight on diagram below) | <input type="checkbox"/> Yes | <input checked="" type="checkbox"/> No | <input type="checkbox"/> N/A |



Revenue Vehicle Inventory & Condition Assessment Form

Agency Name: Ozark Regional Transit

Inventory Date: 04/21/2018

Make: Ford E-450

Model: Glaval

Year: 2015

ID/Serial Number/VIN: 683 / 1FDXE4FS0FDA27812

Mileage: 103,620

Date in Service: 2/1/2015


Vehicle Location: Springdale, AR

| Vehicle Asset Class (Mark One) | | | |
|--------------------------------|-------------------------------------|----------------------------------|--------------------------|
| AB - Articulated Bus | <input type="checkbox"/> | MB - Mini-bus | <input type="checkbox"/> |
| AO - Automobile | <input type="checkbox"/> | MV - Mini-van | <input type="checkbox"/> |
| BR - Over-the-road Bus | <input type="checkbox"/> | RT - Rubber-tire Vintage Trolley | <input type="checkbox"/> |
| BU - Bus | <input type="checkbox"/> | SB - School Bus | <input type="checkbox"/> |
| CU - Cutaway Bus | <input checked="" type="checkbox"/> | SV - Sport Utility Vehicle | <input type="checkbox"/> |
| DB - Double Decked Bus | <input type="checkbox"/> | TB - Trolleybus | <input type="checkbox"/> |
| FB - Ferryboat | <input type="checkbox"/> | VN - Van | <input type="checkbox"/> |

| Vehicle Condition Assessment Rating Scale | | |
|---|-----------|--|
| Rating | Condition | Description |
| 4.8 - 5.0 | Excellent | New asset; no visible defects. |
| 4.0 - 4.7 | Good | Asset showing minimal signs of wear; some (slightly) defective or deteriorated component(s). |
| 3.0 - 3.9 | Adequate | Asset has reached its mid-life (condition 3.5); some moderately defective or deteriorated component(s). |
| 2.0 - 2.9 | Marginal | Asset reaching or just past the end of its use life; increasing number of defective or deteriorated component(s) and increasing maintenance needs. |
| 1.0 - 1.9 | Poor | Asset is past its useful life and is in need of immediate repair or replacement may have critically damaged component(s). |

Vehicle Condition Score: 3.0

Additional Vehicle Comments:



Note: Provide photographs of all damage or physical issue noted

Vehicle Subsystems Review Items:

| | | | |
|---|---|--|------------------------------|
| Ignition | <input checked="" type="checkbox"/> Yes | <input type="checkbox"/> No | <input type="checkbox"/> N/A |
| Fire extinguisher and fire suppression (if applicable) | <input checked="" type="checkbox"/> Yes | <input type="checkbox"/> No | <input type="checkbox"/> N/A |
| On board safety items (reflectors, triangles, etc) | <input checked="" type="checkbox"/> Yes | <input type="checkbox"/> No | <input type="checkbox"/> N/A |
| Lights (check headlights, taillights, and turn signals) | <input checked="" type="checkbox"/> Yes | <input type="checkbox"/> No | <input type="checkbox"/> N/A |
| Windshield wipers | <input checked="" type="checkbox"/> Yes | <input type="checkbox"/> No | <input type="checkbox"/> N/A |
| Horn | <input checked="" type="checkbox"/> Yes | <input type="checkbox"/> No | <input type="checkbox"/> N/A |
| Driver's seat belt | <input checked="" type="checkbox"/> Yes | <input type="checkbox"/> No | <input type="checkbox"/> N/A |
| Passenger seat belts | <input checked="" type="checkbox"/> Yes | <input type="checkbox"/> No | <input type="checkbox"/> N/A |
| Wheelchair lift/ramp in working order (if applicable) | <input checked="" type="checkbox"/> Yes | <input type="checkbox"/> No | <input type="checkbox"/> N/A |
| Cleanliness | <input checked="" type="checkbox"/> Yes | <input type="checkbox"/> No | <input type="checkbox"/> N/A |
| Scratches or dents (if yes highlight on diagram below) | <input type="checkbox"/> Yes | <input checked="" type="checkbox"/> No | <input type="checkbox"/> N/A |



Revenue Vehicle Inventory & Condition Assessment Form

Agency Name: Ozark Regional Transit

Inventory Date: 04/21/2018

Make: Ford

Model: E-450

Year: 2017

ID/Serial Number/VIN: 685 / 1FDFE4FS2HDC51517

Mileage: 21,957

Date in Service: 5/1/2017


Vehicle Location: Springdale, AR

| Vehicle Asset Class (Mark One) | | | |
|--------------------------------|-------------------------------------|----------------------------------|--------------------------|
| AB - Articulated Bus | <input type="checkbox"/> | MB - Mini-bus | <input type="checkbox"/> |
| AO - Automobile | <input type="checkbox"/> | MV - Mini-van | <input type="checkbox"/> |
| BR - Over-the-road Bus | <input type="checkbox"/> | RT - Rubber-tire Vintage Trolley | <input type="checkbox"/> |
| BU - Bus | <input type="checkbox"/> | SB - School Bus | <input type="checkbox"/> |
| CU - Cutaway Bus | <input checked="" type="checkbox"/> | SV - Sport Utility Vehicle | <input type="checkbox"/> |
| DB - Double Decked Bus | <input type="checkbox"/> | TB - Trolleybus | <input type="checkbox"/> |
| FB - Ferryboat | <input type="checkbox"/> | VN - Van | <input type="checkbox"/> |

| Vehicle Condition Assessment Rating Scale | | |
|---|-----------|--|
| Rating | Condition | Description |
| 4.8 - 5.0 | Excellent | New asset; no visible defects. |
| 4.0 - 4.7 | Good | Asset showing minimal signs of wear; some (slightly) defective or deteriorated component(s). |
| 3.0 - 3.9 | Adequate | Asset has reached its mid-life (condition 3.5); some moderately defective or deteriorated component(s). |
| 2.0 - 2.9 | Marginal | Asset reaching or just past the end of its use life; increasing number of defective or deteriorated component(s) and increasing maintenance needs. |
| 1.0 - 1.9 | Poor | Asset is past its useful life and is in need of immediate repair or replacement may have critically damaged component(s). |

Vehicle Condition Score: 4.5

Additional Vehicle Comments:



Note: Provide photographs of all damage or physical issue noted

Vehicle Subsystems Review Items:

| | | | |
|---|---|--|------------------------------|
| Ignition | <input checked="" type="checkbox"/> Yes | <input type="checkbox"/> No | <input type="checkbox"/> N/A |
| Fire extinguisher and fire suppression (if applicable) | <input checked="" type="checkbox"/> Yes | <input type="checkbox"/> No | <input type="checkbox"/> N/A |
| On board safety items (reflectors, triangles, etc) | <input checked="" type="checkbox"/> Yes | <input type="checkbox"/> No | <input type="checkbox"/> N/A |
| Lights (check headlights, taillights, and turn signals) | <input checked="" type="checkbox"/> Yes | <input type="checkbox"/> No | <input type="checkbox"/> N/A |
| Windshield wipers | <input checked="" type="checkbox"/> Yes | <input type="checkbox"/> No | <input type="checkbox"/> N/A |
| Horn | <input checked="" type="checkbox"/> Yes | <input type="checkbox"/> No | <input type="checkbox"/> N/A |
| Driver's seat belt | <input checked="" type="checkbox"/> Yes | <input type="checkbox"/> No | <input type="checkbox"/> N/A |
| Passenger seat belts | <input checked="" type="checkbox"/> Yes | <input type="checkbox"/> No | <input type="checkbox"/> N/A |
| Wheelchair lift/ramp in working order (if applicable) | <input checked="" type="checkbox"/> Yes | <input type="checkbox"/> No | <input type="checkbox"/> N/A |
| Cleanliness | <input checked="" type="checkbox"/> Yes | <input type="checkbox"/> No | <input type="checkbox"/> N/A |
| Scratches or dents (if yes highlight on diagram below) | <input type="checkbox"/> Yes | <input checked="" type="checkbox"/> No | <input type="checkbox"/> N/A |



Revenue Vehicle Inventory & Condition Assessment Form

Agency Name: Ozark Regional Transit

Inventory Date: 04/21/2018

Make: Ford

Model: E-450

Year: 2017

ID/Serial Number/VIN: 686 / 1FDFE4FS4HDC51518

Mileage: 12,786

Date in Service: 4/1/2017


Vehicle Location: Springdale, AR

| Vehicle Asset Class (Mark One) | | | |
|--------------------------------|-------------------------------------|----------------------------------|--------------------------|
| AB - Articulated Bus | <input type="checkbox"/> | MB - Mini-bus | <input type="checkbox"/> |
| AO - Automobile | <input type="checkbox"/> | MV - Mini-van | <input type="checkbox"/> |
| BR - Over-the-road Bus | <input type="checkbox"/> | RT - Rubber-tire Vintage Trolley | <input type="checkbox"/> |
| BU - Bus | <input type="checkbox"/> | SB - School Bus | <input type="checkbox"/> |
| CU - Cutaway Bus | <input checked="" type="checkbox"/> | SV - Sport Utility Vehicle | <input type="checkbox"/> |
| DB - Double Decked Bus | <input type="checkbox"/> | TB - Trolleybus | <input type="checkbox"/> |
| FB - Ferryboat | <input type="checkbox"/> | VN - Van | <input type="checkbox"/> |

| Vehicle Condition Assessment Rating Scale | | |
|---|-----------|--|
| Rating | Condition | Description |
| 4.8 - 5.0 | Excellent | New asset; no visible defects. |
| 4.0 - 4.7 | Good | Asset showing minimal signs of wear; some (slightly) defective or deteriorated component(s). |
| 3.0 - 3.9 | Adequate | Asset has reached its mid-life (condition 3.5); some moderately defective or deteriorated component(s). |
| 2.0 - 2.9 | Marginal | Asset reaching or just past the end of its use life; increasing number of defective or deteriorated component(s) and increasing maintenance needs. |
| 1.0 - 1.9 | Poor | Asset is past its useful life and is in need of immediate repair or replacement may have critically damaged component(s). |

Vehicle Condition Score: 4.5

Additional Vehicle Comments:



Note: Provide photographs of all damage or physical issue noted

Vehicle Subsystems Review Items:

| | | | |
|---|---|--|------------------------------|
| Ignition | <input checked="" type="checkbox"/> Yes | <input type="checkbox"/> No | <input type="checkbox"/> N/A |
| Fire extinguisher and fire suppression (if applicable) | <input checked="" type="checkbox"/> Yes | <input type="checkbox"/> No | <input type="checkbox"/> N/A |
| On board safety items (reflectors, triangles, etc) | <input checked="" type="checkbox"/> Yes | <input type="checkbox"/> No | <input type="checkbox"/> N/A |
| Lights (check headlights, taillights, and turn signals) | <input checked="" type="checkbox"/> Yes | <input type="checkbox"/> No | <input type="checkbox"/> N/A |
| Windshield wipers | <input checked="" type="checkbox"/> Yes | <input type="checkbox"/> No | <input type="checkbox"/> N/A |
| Horn | <input checked="" type="checkbox"/> Yes | <input type="checkbox"/> No | <input type="checkbox"/> N/A |
| Driver's seat belt | <input checked="" type="checkbox"/> Yes | <input type="checkbox"/> No | <input type="checkbox"/> N/A |
| Passenger seat belts | <input checked="" type="checkbox"/> Yes | <input type="checkbox"/> No | <input type="checkbox"/> N/A |
| Wheelchair lift/ramp in working order (if applicable) | <input checked="" type="checkbox"/> Yes | <input type="checkbox"/> No | <input type="checkbox"/> N/A |
| Cleanliness | <input checked="" type="checkbox"/> Yes | <input type="checkbox"/> No | <input type="checkbox"/> N/A |
| Scratches or dents (if yes highlight on diagram below) | <input type="checkbox"/> Yes | <input checked="" type="checkbox"/> No | <input type="checkbox"/> N/A |



Revenue Vehicle Inventory & Condition Assessment Form

Agency Name: Ozark Regional Transit

Inventory Date: 04/21/2018

Make: Ford

Model: E-450

Year: 2017

ID/Serial Number/VIN: 687 / 1FDFE4FS6HDC51519

Mileage: 14,080

Date in Service: 4/1/2017


Vehicle Location: Springdale, AR

| Vehicle Asset Class (Mark One) | | | |
|--------------------------------|-------------------------------------|----------------------------------|--------------------------|
| AB - Articulated Bus | <input type="checkbox"/> | MB - Mini-bus | <input type="checkbox"/> |
| AO - Automobile | <input type="checkbox"/> | MV - Mini-van | <input type="checkbox"/> |
| BR - Over-the-road Bus | <input type="checkbox"/> | RT - Rubber-tire Vintage Trolley | <input type="checkbox"/> |
| BU - Bus | <input type="checkbox"/> | SB - School Bus | <input type="checkbox"/> |
| CU - Cutaway Bus | <input checked="" type="checkbox"/> | SV - Sport Utility Vehicle | <input type="checkbox"/> |
| DB - Double Decked Bus | <input type="checkbox"/> | TB - Trolleybus | <input type="checkbox"/> |
| FB - Ferryboat | <input type="checkbox"/> | VN - Van | <input type="checkbox"/> |

| Vehicle Condition Assessment Rating Scale | | |
|---|-----------|--|
| Rating | Condition | Description |
| 4.8 - 5.0 | Excellent | New asset; no visible defects. |
| 4.0 - 4.7 | Good | Asset showing minimal signs of wear; some (slightly) defective or deteriorated component(s). |
| 3.0 - 3.9 | Adequate | Asset has reached its mid-life (condition 3.5); some moderately defective or deteriorated component(s). |
| 2.0 - 2.9 | Marginal | Asset reaching or just past the end of its use life; increasing number of defective or deteriorated component(s) and increasing maintenance needs. |
| 1.0 - 1.9 | Poor | Asset is past its useful life and is in need of immediate repair or replacement may have critically damaged component(s). |

Vehicle Condition Score: 4.5

Additional Vehicle Comments:



Note: Provide photographs of all damage or physical issue noted

Vehicle Subsystems Review Items:

| | | | |
|---|---|--|------------------------------|
| Ignition | <input checked="" type="checkbox"/> Yes | <input type="checkbox"/> No | <input type="checkbox"/> N/A |
| Fire extinguisher and fire suppression (if applicable) | <input checked="" type="checkbox"/> Yes | <input type="checkbox"/> No | <input type="checkbox"/> N/A |
| On board safety items (reflectors, triangles, etc) | <input checked="" type="checkbox"/> Yes | <input type="checkbox"/> No | <input type="checkbox"/> N/A |
| Lights (check headlights, taillights, and turn signals) | <input checked="" type="checkbox"/> Yes | <input type="checkbox"/> No | <input type="checkbox"/> N/A |
| Windshield wipers | <input checked="" type="checkbox"/> Yes | <input type="checkbox"/> No | <input type="checkbox"/> N/A |
| Horn | <input checked="" type="checkbox"/> Yes | <input type="checkbox"/> No | <input type="checkbox"/> N/A |
| Driver's seat belt | <input checked="" type="checkbox"/> Yes | <input type="checkbox"/> No | <input type="checkbox"/> N/A |
| Passenger seat belts | <input checked="" type="checkbox"/> Yes | <input type="checkbox"/> No | <input type="checkbox"/> N/A |
| Wheelchair lift/ramp in working order (if applicable) | <input checked="" type="checkbox"/> Yes | <input type="checkbox"/> No | <input type="checkbox"/> N/A |
| Cleanliness | <input checked="" type="checkbox"/> Yes | <input type="checkbox"/> No | <input type="checkbox"/> N/A |
| Scratches or dents (if yes highlight on diagram below) | <input type="checkbox"/> Yes | <input checked="" type="checkbox"/> No | <input type="checkbox"/> N/A |



Revenue Vehicle Inventory & Condition Assessment Form

Agency Name: Ozark Regional Transit

Inventory Date: 04/21/2018

Make: Chevrolet

Model: Arboc

Year: 2017

ID/Serial Number/VIN: 688 / 1HA6GUBG7HN002636

Mileage: 8,856

Date in Service: 11/1/2017


Vehicle Location: Springdale, AR

| Vehicle Asset Class (Mark One) | | | |
|--------------------------------|-------------------------------------|----------------------------------|--------------------------|
| AB - Articulated Bus | <input type="checkbox"/> | MB - Mini-bus | <input type="checkbox"/> |
| AO - Automobile | <input type="checkbox"/> | MV - Mini-van | <input type="checkbox"/> |
| BR - Over-the-road Bus | <input type="checkbox"/> | RT - Rubber-tire Vintage Trolley | <input type="checkbox"/> |
| BU - Bus | <input type="checkbox"/> | SB - School Bus | <input type="checkbox"/> |
| CU - Cutaway Bus | <input checked="" type="checkbox"/> | SV - Sport Utility Vehicle | <input type="checkbox"/> |
| DB - Double Decked Bus | <input type="checkbox"/> | TB - Trolleybus | <input type="checkbox"/> |
| FB - Ferryboat | <input type="checkbox"/> | VN - Van | <input type="checkbox"/> |

| Vehicle Condition Assessment Rating Scale | | |
|---|-----------|--|
| Rating | Condition | Description |
| 4.8 - 5.0 | Excellent | New asset; no visible defects. |
| 4.0 - 4.7 | Good | Asset showing minimal signs of wear; some (slightly) defective or deteriorated component(s). |
| 3.0 - 3.9 | Adequate | Asset has reached its mid-life (condition 3.5); some moderately defective or deteriorated component(s). |
| 2.0 - 2.9 | Marginal | Asset reaching or just past the end of its use life; increasing number of defective or deteriorated component(s) and increasing maintenance needs. |
| 1.0 - 1.9 | Poor | Asset is past its useful life and is in need of immediate repair or replacement may have critically damaged component(s). |

Vehicle Condition Score: 4.8

Additional Vehicle Comments:



Note: Provide photographs of all damage or physical issue noted

Vehicle Subsystems Review Items:

| | | | |
|---|---|--|------------------------------|
| Ignition | <input checked="" type="checkbox"/> Yes | <input type="checkbox"/> No | <input type="checkbox"/> N/A |
| Fire extinguisher and fire suppression (if applicable) | <input checked="" type="checkbox"/> Yes | <input type="checkbox"/> No | <input type="checkbox"/> N/A |
| On board safety items (reflectors, triangles, etc) | <input checked="" type="checkbox"/> Yes | <input type="checkbox"/> No | <input type="checkbox"/> N/A |
| Lights (check headlights, taillights, and turn signals) | <input checked="" type="checkbox"/> Yes | <input type="checkbox"/> No | <input type="checkbox"/> N/A |
| Windshield wipers | <input checked="" type="checkbox"/> Yes | <input type="checkbox"/> No | <input type="checkbox"/> N/A |
| Horn | <input checked="" type="checkbox"/> Yes | <input type="checkbox"/> No | <input type="checkbox"/> N/A |
| Driver's seat belt | <input checked="" type="checkbox"/> Yes | <input type="checkbox"/> No | <input type="checkbox"/> N/A |
| Passenger seat belts | <input checked="" type="checkbox"/> Yes | <input type="checkbox"/> No | <input type="checkbox"/> N/A |
| Wheelchair lift/ramp in working order (if applicable) | <input checked="" type="checkbox"/> Yes | <input type="checkbox"/> No | <input type="checkbox"/> N/A |
| Cleanliness | <input checked="" type="checkbox"/> Yes | <input type="checkbox"/> No | <input type="checkbox"/> N/A |
| Scratches or dents (if yes highlight on diagram below) | <input type="checkbox"/> Yes | <input checked="" type="checkbox"/> No | <input type="checkbox"/> N/A |



Revenue Vehicle Inventory & Condition Assessment Form

Agency Name: Ozark Regional Transit

Inventory Date: 04/21/2018

Make: Chevrolet

Model: Arboc

Year: 2017

ID/Serial Number/VIN: 689 / 1HA6GUBG9HN002458

Mileage: 9,267

Date in Service: 11/1/2017


Vehicle Location: Springdale, AR

| Vehicle Asset Class (Mark One) | | | |
|--------------------------------|-------------------------------------|----------------------------------|--------------------------|
| AB - Articulated Bus | <input type="checkbox"/> | MB - Mini-bus | <input type="checkbox"/> |
| AO - Automobile | <input type="checkbox"/> | MV - Mini-van | <input type="checkbox"/> |
| BR - Over-the-road Bus | <input type="checkbox"/> | RT - Rubber-tire Vintage Trolley | <input type="checkbox"/> |
| BU - Bus | <input type="checkbox"/> | SB - School Bus | <input type="checkbox"/> |
| CU - Cutaway Bus | <input checked="" type="checkbox"/> | SV - Sport Utility Vehicle | <input type="checkbox"/> |
| DB - Double Decked Bus | <input type="checkbox"/> | TB - Trolleybus | <input type="checkbox"/> |
| FB - Ferryboat | <input type="checkbox"/> | VN - Van | <input type="checkbox"/> |

| Vehicle Condition Assessment Rating Scale | | |
|---|-----------|--|
| Rating | Condition | Description |
| 4.8 - 5.0 | Excellent | New asset; no visible defects. |
| 4.0 - 4.7 | Good | Asset showing minimal signs of wear; some (slightly) defective or deteriorated component(s). |
| 3.0 - 3.9 | Adequate | Asset has reached its mid-life (condition 3.5); some moderately defective or deteriorated component(s). |
| 2.0 - 2.9 | Marginal | Asset reaching or just past the end of its use life; increasing number of defective or deteriorated component(s) and increasing maintenance needs. |
| 1.0 - 1.9 | Poor | Asset is past its useful life and is in need of immediate repair or replacement may have critically damaged component(s). |

Vehicle Condition Score: 4.8

Additional Vehicle Comments:



Note: Provide photographs of all damage or physical issue noted

Vehicle Subsystems Review Items:

| | | | |
|---|---|--|------------------------------|
| Ignition | <input checked="" type="checkbox"/> Yes | <input type="checkbox"/> No | <input type="checkbox"/> N/A |
| Fire extinguisher and fire suppression (if applicable) | <input checked="" type="checkbox"/> Yes | <input type="checkbox"/> No | <input type="checkbox"/> N/A |
| On board safety items (reflectors, triangles, etc) | <input checked="" type="checkbox"/> Yes | <input type="checkbox"/> No | <input type="checkbox"/> N/A |
| Lights (check headlights, taillights, and turn signals) | <input checked="" type="checkbox"/> Yes | <input type="checkbox"/> No | <input type="checkbox"/> N/A |
| Windshield wipers | <input checked="" type="checkbox"/> Yes | <input type="checkbox"/> No | <input type="checkbox"/> N/A |
| Horn | <input checked="" type="checkbox"/> Yes | <input type="checkbox"/> No | <input type="checkbox"/> N/A |
| Driver's seat belt | <input checked="" type="checkbox"/> Yes | <input type="checkbox"/> No | <input type="checkbox"/> N/A |
| Passenger seat belts | <input checked="" type="checkbox"/> Yes | <input type="checkbox"/> No | <input type="checkbox"/> N/A |
| Wheelchair lift/ramp in working order (if applicable) | <input checked="" type="checkbox"/> Yes | <input type="checkbox"/> No | <input type="checkbox"/> N/A |
| Cleanliness | <input checked="" type="checkbox"/> Yes | <input type="checkbox"/> No | <input type="checkbox"/> N/A |
| Scratches or dents (if yes highlight on diagram below) | <input type="checkbox"/> Yes | <input checked="" type="checkbox"/> No | <input type="checkbox"/> N/A |



Revenue Vehicle Inventory & Condition Assessment Form

Agency Name: Ozark Regional Transit

Inventory Date: 04/21/2018

Make: Chevrolet

Model: Arboc

Year: 2017

ID/Serial Number/VIN: 690 / 1HA6GUBG8HN002502

Mileage: 13,060

Date in Service: 11/1/2017


Vehicle Location: Springdale, AR

| Vehicle Asset Class (Mark One) | | | |
|--------------------------------|-------------------------------------|----------------------------------|--------------------------|
| AB - Articulated Bus | <input type="checkbox"/> | MB - Mini-bus | <input type="checkbox"/> |
| AO - Automobile | <input type="checkbox"/> | MV - Mini-van | <input type="checkbox"/> |
| BR - Over-the-road Bus | <input type="checkbox"/> | RT - Rubber-tire Vintage Trolley | <input type="checkbox"/> |
| BU - Bus | <input type="checkbox"/> | SB - School Bus | <input type="checkbox"/> |
| CU - Cutaway Bus | <input checked="" type="checkbox"/> | SV - Sport Utility Vehicle | <input type="checkbox"/> |
| DB - Double Decked Bus | <input type="checkbox"/> | TB - Trolleybus | <input type="checkbox"/> |
| FB - Ferryboat | <input type="checkbox"/> | VN - Van | <input type="checkbox"/> |

| Vehicle Condition Assessment Rating Scale | | |
|---|-----------|--|
| Rating | Condition | Description |
| 4.8 - 5.0 | Excellent | New asset; no visible defects. |
| 4.0 - 4.7 | Good | Asset showing minimal signs of wear; some (slightly) defective or deteriorated component(s). |
| 3.0 - 3.9 | Adequate | Asset has reached its mid-life (condition 3.5); some moderately defective or deteriorated component(s). |
| 2.0 - 2.9 | Marginal | Asset reaching or just past the end of its use life; increasing number of defective or deteriorated component(s) and increasing maintenance needs. |
| 1.0 - 1.9 | Poor | Asset is past its useful life and is in need of immediate repair or replacement may have critically damaged component(s). |

Vehicle Condition Score: 4.8

Additional Vehicle Comments:



Note: Provide photographs of all damage or physical issue noted

Vehicle Subsystems Review Items:

| | | | |
|---|---|--|------------------------------|
| Ignition | <input checked="" type="checkbox"/> Yes | <input type="checkbox"/> No | <input type="checkbox"/> N/A |
| Fire extinguisher and fire suppression (if applicable) | <input checked="" type="checkbox"/> Yes | <input type="checkbox"/> No | <input type="checkbox"/> N/A |
| On board safety items (reflectors, triangles, etc) | <input checked="" type="checkbox"/> Yes | <input type="checkbox"/> No | <input type="checkbox"/> N/A |
| Lights (check headlights, taillights, and turn signals) | <input checked="" type="checkbox"/> Yes | <input type="checkbox"/> No | <input type="checkbox"/> N/A |
| Windshield wipers | <input checked="" type="checkbox"/> Yes | <input type="checkbox"/> No | <input type="checkbox"/> N/A |
| Horn | <input checked="" type="checkbox"/> Yes | <input type="checkbox"/> No | <input type="checkbox"/> N/A |
| Driver's seat belt | <input checked="" type="checkbox"/> Yes | <input type="checkbox"/> No | <input type="checkbox"/> N/A |
| Passenger seat belts | <input checked="" type="checkbox"/> Yes | <input type="checkbox"/> No | <input type="checkbox"/> N/A |
| Wheelchair lift/ramp in working order (if applicable) | <input checked="" type="checkbox"/> Yes | <input type="checkbox"/> No | <input type="checkbox"/> N/A |
| Cleanliness | <input checked="" type="checkbox"/> Yes | <input type="checkbox"/> No | <input type="checkbox"/> N/A |
| Scratches or dents (if yes highlight on diagram below) | <input type="checkbox"/> Yes | <input checked="" type="checkbox"/> No | <input type="checkbox"/> N/A |



Revenue Vehicle Inventory & Condition Assessment Form

Agency Name: Ozark Regional Transit

Inventory Date: 04/21/2018

Make: Chevrolet

Model: Arboc

Year: 2017

ID/Serial Number/VIN: 691 / 1HA6GUBG2HN002527

Mileage: 9,863

Date in Service: 11/1/2017


Vehicle Location: Springdale, AR

| Vehicle Asset Class (Mark One) | | | |
|--------------------------------|-------------------------------------|----------------------------------|--------------------------|
| AB - Articulated Bus | <input type="checkbox"/> | MB - Mini-bus | <input type="checkbox"/> |
| AO - Automobile | <input type="checkbox"/> | MV - Mini-van | <input type="checkbox"/> |
| BR - Over-the-road Bus | <input type="checkbox"/> | RT - Rubber-tire Vintage Trolley | <input type="checkbox"/> |
| BU - Bus | <input type="checkbox"/> | SB - School Bus | <input type="checkbox"/> |
| CU - Cutaway Bus | <input checked="" type="checkbox"/> | SV - Sport Utility Vehicle | <input type="checkbox"/> |
| DB - Double Decked Bus | <input type="checkbox"/> | TB - Trolleybus | <input type="checkbox"/> |
| FB - Ferryboat | <input type="checkbox"/> | VN - Van | <input type="checkbox"/> |

| Vehicle Condition Assessment Rating Scale | | |
|---|-----------|--|
| Rating | Condition | Description |
| 4.8 - 5.0 | Excellent | New asset; no visible defects. |
| 4.0 - 4.7 | Good | Asset showing minimal signs of wear; some (slightly) defective or deteriorated component(s). |
| 3.0 - 3.9 | Adequate | Asset has reached its mid-life (condition 3.5); some moderately defective or deteriorated component(s). |
| 2.0 - 2.9 | Marginal | Asset reaching or just past the end of its use life; increasing number of defective or deteriorated component(s) and increasing maintenance needs. |
| 1.0 - 1.9 | Poor | Asset is past its useful life and is in need of immediate repair or replacement may have critically damaged component(s). |

Vehicle Condition Score: 4.8

Additional Vehicle Comments:



Note: Provide photographs of all damage or physical issue noted

Vehicle Subsystems Review Items:

| | | | |
|---|---|--|------------------------------|
| Ignition | <input checked="" type="checkbox"/> Yes | <input type="checkbox"/> No | <input type="checkbox"/> N/A |
| Fire extinguisher and fire suppression (if applicable) | <input checked="" type="checkbox"/> Yes | <input type="checkbox"/> No | <input type="checkbox"/> N/A |
| On board safety items (reflectors, triangles, etc) | <input checked="" type="checkbox"/> Yes | <input type="checkbox"/> No | <input type="checkbox"/> N/A |
| Lights (check headlights, taillights, and turn signals) | <input checked="" type="checkbox"/> Yes | <input type="checkbox"/> No | <input type="checkbox"/> N/A |
| Windshield wipers | <input checked="" type="checkbox"/> Yes | <input type="checkbox"/> No | <input type="checkbox"/> N/A |
| Horn | <input checked="" type="checkbox"/> Yes | <input type="checkbox"/> No | <input type="checkbox"/> N/A |
| Driver's seat belt | <input checked="" type="checkbox"/> Yes | <input type="checkbox"/> No | <input type="checkbox"/> N/A |
| Passenger seat belts | <input checked="" type="checkbox"/> Yes | <input type="checkbox"/> No | <input type="checkbox"/> N/A |
| Wheelchair lift/ramp in working order (if applicable) | <input checked="" type="checkbox"/> Yes | <input type="checkbox"/> No | <input type="checkbox"/> N/A |
| Cleanliness | <input checked="" type="checkbox"/> Yes | <input type="checkbox"/> No | <input type="checkbox"/> N/A |
| Scratches or dents (if yes highlight on diagram below) | <input type="checkbox"/> Yes | <input checked="" type="checkbox"/> No | <input type="checkbox"/> N/A |



Revenue Vehicle Inventory & Condition Assessment Form

Agency Name: Ozark Regional Transit

Inventory Date: 04/21/2018

Make: Chevrolet

Model: Arboc

Year: 2017

ID/Serial Number/VIN: 692 / 1HA6GUBG0HN002705

Mileage: 7,806

Date in Service: 11/1/2017


Vehicle Location: Springdale, AR

| Vehicle Asset Class (Mark One) | | | |
|--------------------------------|-------------------------------------|----------------------------------|--------------------------|
| AB - Articulated Bus | <input type="checkbox"/> | MB - Mini-bus | <input type="checkbox"/> |
| AO - Automobile | <input type="checkbox"/> | MV - Mini-van | <input type="checkbox"/> |
| BR - Over-the-road Bus | <input type="checkbox"/> | RT - Rubber-tire Vintage Trolley | <input type="checkbox"/> |
| BU - Bus | <input type="checkbox"/> | SB - School Bus | <input type="checkbox"/> |
| CU - Cutaway Bus | <input checked="" type="checkbox"/> | SV - Sport Utility Vehicle | <input type="checkbox"/> |
| DB - Double Decked Bus | <input type="checkbox"/> | TB - Trolleybus | <input type="checkbox"/> |
| FB - Ferryboat | <input type="checkbox"/> | VN - Van | <input type="checkbox"/> |

| Vehicle Condition Assessment Rating Scale | | |
|---|-----------|--|
| Rating | Condition | Description |
| 4.8 - 5.0 | Excellent | New asset; no visible defects. |
| 4.0 - 4.7 | Good | Asset showing minimal signs of wear; some (slightly) defective or deteriorated component(s). |
| 3.0 - 3.9 | Adequate | Asset has reached its mid-life (condition 3.5); some moderately defective or deteriorated component(s). |
| 2.0 - 2.9 | Marginal | Asset reaching or just past the end of its use life; increasing number of defective or deteriorated component(s) and increasing maintenance needs. |
| 1.0 - 1.9 | Poor | Asset is past its useful life and is in need of immediate repair or replacement may have critically damaged component(s). |

Vehicle Condition Score: 4.8

Additional Vehicle Comments:



Note: Provide photographs of all damage or physical issue noted

Vehicle Subsystems Review Items:

| | | | |
|---|---|--|------------------------------|
| Ignition | <input checked="" type="checkbox"/> Yes | <input type="checkbox"/> No | <input type="checkbox"/> N/A |
| Fire extinguisher and fire suppression (if applicable) | <input checked="" type="checkbox"/> Yes | <input type="checkbox"/> No | <input type="checkbox"/> N/A |
| On board safety items (reflectors, triangles, etc) | <input checked="" type="checkbox"/> Yes | <input type="checkbox"/> No | <input type="checkbox"/> N/A |
| Lights (check headlights, taillights, and turn signals) | <input checked="" type="checkbox"/> Yes | <input type="checkbox"/> No | <input type="checkbox"/> N/A |
| Windshield wipers | <input checked="" type="checkbox"/> Yes | <input type="checkbox"/> No | <input type="checkbox"/> N/A |
| Horn | <input checked="" type="checkbox"/> Yes | <input type="checkbox"/> No | <input type="checkbox"/> N/A |
| Driver's seat belt | <input checked="" type="checkbox"/> Yes | <input type="checkbox"/> No | <input type="checkbox"/> N/A |
| Passenger seat belts | <input checked="" type="checkbox"/> Yes | <input type="checkbox"/> No | <input type="checkbox"/> N/A |
| Wheelchair lift/ramp in working order (if applicable) | <input checked="" type="checkbox"/> Yes | <input type="checkbox"/> No | <input type="checkbox"/> N/A |
| Cleanliness | <input checked="" type="checkbox"/> Yes | <input type="checkbox"/> No | <input type="checkbox"/> N/A |
| Scratches or dents (if yes highlight on diagram below) | <input type="checkbox"/> Yes | <input checked="" type="checkbox"/> No | <input type="checkbox"/> N/A |



Revenue Vehicle Inventory & Condition Assessment Form

Agency Name: Ozark Regional Transit

Inventory Date: 04/21/2018

Make: Chevrolet

Model: Arboc

Year: 2017

ID/Serial Number/VIN: 693 / 1HA6GUBG6HN002322

Mileage: 9,000

Date in Service: 11/1/2017


Vehicle Location: Springdale, AR

| Vehicle Asset Class (Mark One) | | | |
|--------------------------------|-------------------------------------|----------------------------------|--------------------------|
| AB - Articulated Bus | <input type="checkbox"/> | MB - Mini-bus | <input type="checkbox"/> |
| AO - Automobile | <input type="checkbox"/> | MV - Mini-van | <input type="checkbox"/> |
| BR - Over-the-road Bus | <input type="checkbox"/> | RT - Rubber-tire Vintage Trolley | <input type="checkbox"/> |
| BU - Bus | <input type="checkbox"/> | SB - School Bus | <input type="checkbox"/> |
| CU - Cutaway Bus | <input checked="" type="checkbox"/> | SV - Sport Utility Vehicle | <input type="checkbox"/> |
| DB - Double Decked Bus | <input type="checkbox"/> | TB - Trolleybus | <input type="checkbox"/> |
| FB - Ferryboat | <input type="checkbox"/> | VN - Van | <input type="checkbox"/> |

| Vehicle Condition Assessment Rating Scale | | |
|---|-----------|--|
| Rating | Condition | Description |
| 4.8 - 5.0 | Excellent | New asset; no visible defects. |
| 4.0 - 4.7 | Good | Asset showing minimal signs of wear; some (slightly) defective or deteriorated component(s). |
| 3.0 - 3.9 | Adequate | Asset has reached its mid-life (condition 3.5); some moderately defective or deteriorated component(s). |
| 2.0 - 2.9 | Marginal | Asset reaching or just past the end of its use life; increasing number of defective or deteriorated component(s) and increasing maintenance needs. |
| 1.0 - 1.9 | Poor | Asset is past its useful life and is in need of immediate repair or replacement may have critically damaged component(s). |

Vehicle Condition Score: 4.8

Additional Vehicle Comments:



Note: Provide photographs of all damage or physical issue noted

Vehicle Subsystems Review Items:

| | | | |
|---|---|--|------------------------------|
| Ignition | <input checked="" type="checkbox"/> Yes | <input type="checkbox"/> No | <input type="checkbox"/> N/A |
| Fire extinguisher and fire suppression (if applicable) | <input checked="" type="checkbox"/> Yes | <input type="checkbox"/> No | <input type="checkbox"/> N/A |
| On board safety items (reflectors, triangles, etc) | <input checked="" type="checkbox"/> Yes | <input type="checkbox"/> No | <input type="checkbox"/> N/A |
| Lights (check headlights, taillights, and turn signals) | <input checked="" type="checkbox"/> Yes | <input type="checkbox"/> No | <input type="checkbox"/> N/A |
| Windshield wipers | <input checked="" type="checkbox"/> Yes | <input type="checkbox"/> No | <input type="checkbox"/> N/A |
| Horn | <input checked="" type="checkbox"/> Yes | <input type="checkbox"/> No | <input type="checkbox"/> N/A |
| Driver's seat belt | <input checked="" type="checkbox"/> Yes | <input type="checkbox"/> No | <input type="checkbox"/> N/A |
| Passenger seat belts | <input checked="" type="checkbox"/> Yes | <input type="checkbox"/> No | <input type="checkbox"/> N/A |
| Wheelchair lift/ramp in working order (if applicable) | <input checked="" type="checkbox"/> Yes | <input type="checkbox"/> No | <input type="checkbox"/> N/A |
| Cleanliness | <input checked="" type="checkbox"/> Yes | <input type="checkbox"/> No | <input type="checkbox"/> N/A |
| Scratches or dents (if yes highlight on diagram below) | <input type="checkbox"/> Yes | <input checked="" type="checkbox"/> No | <input type="checkbox"/> N/A |



Revenue Vehicle Inventory & Condition Assessment Form

Agency Name: Ozark Regional Transit

Inventory Date: 04/21/2018

Make: Chevrolet

Model: Arboc

Year: 2017

ID/Serial Number/VIN: 694 / 1HA6GUBG4HN002450

Mileage: 10,811

Date in Service: 11/1/2017


Vehicle Location: Springdale, AR

| Vehicle Asset Class (Mark One) | | | |
|--------------------------------|-------------------------------------|----------------------------------|--------------------------|
| AB - Articulated Bus | <input type="checkbox"/> | MB - Mini-bus | <input type="checkbox"/> |
| AO - Automobile | <input type="checkbox"/> | MV - Mini-van | <input type="checkbox"/> |
| BR - Over-the-road Bus | <input type="checkbox"/> | RT - Rubber-tire Vintage Trolley | <input type="checkbox"/> |
| BU - Bus | <input type="checkbox"/> | SB - School Bus | <input type="checkbox"/> |
| CU - Cutaway Bus | <input checked="" type="checkbox"/> | SV - Sport Utility Vehicle | <input type="checkbox"/> |
| DB - Double Decked Bus | <input type="checkbox"/> | TB - Trolleybus | <input type="checkbox"/> |
| FB - Ferryboat | <input type="checkbox"/> | VN - Van | <input type="checkbox"/> |

| Vehicle Condition Assessment Rating Scale | | |
|---|-----------|--|
| Rating | Condition | Description |
| 4.8 - 5.0 | Excellent | New asset; no visible defects. |
| 4.0 - 4.7 | Good | Asset showing minimal signs of wear; some (slightly) defective or deteriorated component(s). |
| 3.0 - 3.9 | Adequate | Asset has reached its mid-life (condition 3.5); some moderately defective or deteriorated component(s). |
| 2.0 - 2.9 | Marginal | Asset reaching or just past the end of its use life; increasing number of defective or deteriorated component(s) and increasing maintenance needs. |
| 1.0 - 1.9 | Poor | Asset is past its useful life and is in need of immediate repair or replacement may have critically damaged component(s). |

Vehicle Condition Score: 4.8

Additional Vehicle Comments:



Note: Provide photographs of all damage or physical issue noted

Vehicle Subsystems Review Items:

| | | | |
|---|---|--|------------------------------|
| Ignition | <input checked="" type="checkbox"/> Yes | <input type="checkbox"/> No | <input type="checkbox"/> N/A |
| Fire extinguisher and fire suppression (if applicable) | <input checked="" type="checkbox"/> Yes | <input type="checkbox"/> No | <input type="checkbox"/> N/A |
| On board safety items (reflectors, triangles, etc) | <input checked="" type="checkbox"/> Yes | <input type="checkbox"/> No | <input type="checkbox"/> N/A |
| Lights (check headlights, taillights, and turn signals) | <input checked="" type="checkbox"/> Yes | <input type="checkbox"/> No | <input type="checkbox"/> N/A |
| Windshield wipers | <input checked="" type="checkbox"/> Yes | <input type="checkbox"/> No | <input type="checkbox"/> N/A |
| Horn | <input checked="" type="checkbox"/> Yes | <input type="checkbox"/> No | <input type="checkbox"/> N/A |
| Driver's seat belt | <input checked="" type="checkbox"/> Yes | <input type="checkbox"/> No | <input type="checkbox"/> N/A |
| Passenger seat belts | <input checked="" type="checkbox"/> Yes | <input type="checkbox"/> No | <input type="checkbox"/> N/A |
| Wheelchair lift/ramp in working order (if applicable) | <input checked="" type="checkbox"/> Yes | <input type="checkbox"/> No | <input type="checkbox"/> N/A |
| Cleanliness | <input checked="" type="checkbox"/> Yes | <input type="checkbox"/> No | <input type="checkbox"/> N/A |
| Scratches or dents (if yes highlight on diagram below) | <input type="checkbox"/> Yes | <input checked="" type="checkbox"/> No | <input type="checkbox"/> N/A |



Revenue Vehicle Inventory & Condition Assessment Form

Agency Name: Ozark Regional Transit

Inventory Date: 04/21/2018

Make: Chevrolet

Model: Arboc

Year: 2017

ID/Serial Number/VIN: 695 / 1HA6GUBG1HN002695

Mileage: 6,640

Date in Service: 11/1/2017


Vehicle Location: Springdale, AR

| Vehicle Asset Class (Mark One) | | | |
|--------------------------------|-------------------------------------|----------------------------------|--------------------------|
| AB - Articulated Bus | <input type="checkbox"/> | MB - Mini-bus | <input type="checkbox"/> |
| AO - Automobile | <input type="checkbox"/> | MV - Mini-van | <input type="checkbox"/> |
| BR - Over-the-road Bus | <input type="checkbox"/> | RT - Rubber-tire Vintage Trolley | <input type="checkbox"/> |
| BU - Bus | <input type="checkbox"/> | SB - School Bus | <input type="checkbox"/> |
| CU - Cutaway Bus | <input checked="" type="checkbox"/> | SV - Sport Utility Vehicle | <input type="checkbox"/> |
| DB - Double Decked Bus | <input type="checkbox"/> | TB - Trolleybus | <input type="checkbox"/> |
| FB - Ferryboat | <input type="checkbox"/> | VN - Van | <input type="checkbox"/> |

| Vehicle Condition Assessment Rating Scale | | |
|---|-----------|--|
| Rating | Condition | Description |
| 4.8 - 5.0 | Excellent | New asset; no visible defects. |
| 4.0 - 4.7 | Good | Asset showing minimal signs of wear; some (slightly) defective or deteriorated component(s). |
| 3.0 - 3.9 | Adequate | Asset has reached its mid-life (condition 3.5); some moderately defective or deteriorated component(s). |
| 2.0 - 2.9 | Marginal | Asset reaching or just past the end of its use life; increasing number of defective or deteriorated component(s) and increasing maintenance needs. |
| 1.0 - 1.9 | Poor | Asset is past its useful life and is in need of immediate repair or replacement may have critically damaged component(s). |

Vehicle Condition Score: 4.8

Additional Vehicle Comments:



Note: Provide photographs of all damage or physical issue noted

Vehicle Subsystems Review Items:

| | | | |
|---|---|--|------------------------------|
| Ignition | <input checked="" type="checkbox"/> Yes | <input type="checkbox"/> No | <input type="checkbox"/> N/A |
| Fire extinguisher and fire suppression (if applicable) | <input checked="" type="checkbox"/> Yes | <input type="checkbox"/> No | <input type="checkbox"/> N/A |
| On board safety items (reflectors, triangles, etc) | <input checked="" type="checkbox"/> Yes | <input type="checkbox"/> No | <input type="checkbox"/> N/A |
| Lights (check headlights, taillights, and turn signals) | <input checked="" type="checkbox"/> Yes | <input type="checkbox"/> No | <input type="checkbox"/> N/A |
| Windshield wipers | <input checked="" type="checkbox"/> Yes | <input type="checkbox"/> No | <input type="checkbox"/> N/A |
| Horn | <input checked="" type="checkbox"/> Yes | <input type="checkbox"/> No | <input type="checkbox"/> N/A |
| Driver's seat belt | <input checked="" type="checkbox"/> Yes | <input type="checkbox"/> No | <input type="checkbox"/> N/A |
| Passenger seat belts | <input checked="" type="checkbox"/> Yes | <input type="checkbox"/> No | <input type="checkbox"/> N/A |
| Wheelchair lift/ramp in working order (if applicable) | <input checked="" type="checkbox"/> Yes | <input type="checkbox"/> No | <input type="checkbox"/> N/A |
| Cleanliness | <input checked="" type="checkbox"/> Yes | <input type="checkbox"/> No | <input type="checkbox"/> N/A |
| Scratches or dents (if yes highlight on diagram below) | <input type="checkbox"/> Yes | <input checked="" type="checkbox"/> No | <input type="checkbox"/> N/A |



Revenue Vehicle Inventory & Condition Assessment Form

Agency Name: Ozark Regional Transit

Inventory Date: 04/21/2018

Make: Chevrolet

Model: Express 3500

Year: 2006

ID/Serial Number/VIN: EOA 105 / 1GBJG31U661128088

Mileage: 58,308

Date in Service: 10/1/2005


Vehicle Location: Springdale, AR

| Vehicle Asset Class (Mark One) | | | |
|--------------------------------|-------------------------------------|----------------------------------|--------------------------|
| AB - Articulated Bus | <input type="checkbox"/> | MB - Mini-bus | <input type="checkbox"/> |
| AO - Automobile | <input type="checkbox"/> | MV - Mini-van | <input type="checkbox"/> |
| BR - Over-the-road Bus | <input type="checkbox"/> | RT - Rubber-tire Vintage Trolley | <input type="checkbox"/> |
| BU - Bus | <input type="checkbox"/> | SB - School Bus | <input type="checkbox"/> |
| CU - Cutaway Bus | <input checked="" type="checkbox"/> | SV - Sport Utility Vehicle | <input type="checkbox"/> |
| DB - Double Decked Bus | <input type="checkbox"/> | TB - Trolleybus | <input type="checkbox"/> |
| FB - Ferryboat | <input type="checkbox"/> | VN - Van | <input type="checkbox"/> |

| Vehicle Condition Assessment Rating Scale | | |
|---|-----------|--|
| Rating | Condition | Description |
| 4.8 - 5.0 | Excellent | New asset; no visible defects. |
| 4.0 - 4.7 | Good | Asset showing minimal signs of wear; some (slightly) defective or deteriorated component(s). |
| 3.0 - 3.9 | Adequate | Asset has reached its mid-life (condition 3.5); some moderately defective or deteriorated component(s). |
| 2.0 - 2.9 | Marginal | Asset reaching or just past the end of its use life; increasing number of defective or deteriorated component(s) and increasing maintenance needs. |
| 1.0 - 1.9 | Poor | Asset is past its useful life and is in need of immediate repair or replacement may have critically damaged component(s). |

Vehicle Condition Score: 2

Additional Vehicle Comments:



Note: Provide photographs of all damage or physical issue noted

Vehicle Subsystems Review Items:

| | | | |
|---|---|--|------------------------------|
| Ignition | <input checked="" type="checkbox"/> Yes | <input type="checkbox"/> No | <input type="checkbox"/> N/A |
| Fire extinguisher and fire suppression (if applicable) | <input checked="" type="checkbox"/> Yes | <input type="checkbox"/> No | <input type="checkbox"/> N/A |
| On board safety items (reflectors, triangles, etc) | <input checked="" type="checkbox"/> Yes | <input type="checkbox"/> No | <input type="checkbox"/> N/A |
| Lights (check headlights, taillights, and turn signals) | <input checked="" type="checkbox"/> Yes | <input type="checkbox"/> No | <input type="checkbox"/> N/A |
| Windshield wipers | <input checked="" type="checkbox"/> Yes | <input type="checkbox"/> No | <input type="checkbox"/> N/A |
| Horn | <input checked="" type="checkbox"/> Yes | <input type="checkbox"/> No | <input type="checkbox"/> N/A |
| Driver's seat belt | <input checked="" type="checkbox"/> Yes | <input type="checkbox"/> No | <input type="checkbox"/> N/A |
| Passenger seat belts | <input checked="" type="checkbox"/> Yes | <input type="checkbox"/> No | <input type="checkbox"/> N/A |
| Wheelchair lift/ramp in working order (if applicable) | <input checked="" type="checkbox"/> Yes | <input type="checkbox"/> No | <input type="checkbox"/> N/A |
| Cleanliness | <input checked="" type="checkbox"/> Yes | <input type="checkbox"/> No | <input type="checkbox"/> N/A |
| Scratches or dents (if yes highlight on diagram below) | <input type="checkbox"/> Yes | <input checked="" type="checkbox"/> No | <input type="checkbox"/> N/A |



Revenue Vehicle Inventory & Condition Assessment Form

Agency Name: Ozark Regional Transit

Inventory Date: 04/21/2018

Make: Ford

Model: E-450

Year: 2009

ID/Serial Number/VIN: Kentucky 601 / 1FDFF45S69DA72299

Mileage: 196,870

Date in Service: 04/01/2009


Vehicle Location: Springdale, AR

| Vehicle Asset Class (Mark One) | | | |
|--------------------------------|-------------------------------------|----------------------------------|--------------------------|
| AB - Articulated Bus | <input type="checkbox"/> | MB - Mini-bus | <input type="checkbox"/> |
| AO - Automobile | <input type="checkbox"/> | MV - Mini-van | <input type="checkbox"/> |
| BR - Over-the-road Bus | <input type="checkbox"/> | RT - Rubber-tire Vintage Trolley | <input type="checkbox"/> |
| BU - Bus | <input type="checkbox"/> | SB - School Bus | <input type="checkbox"/> |
| CU - Cutaway Bus | <input checked="" type="checkbox"/> | SV - Sport Utility Vehicle | <input type="checkbox"/> |
| DB - Double Decked Bus | <input type="checkbox"/> | TB - Trolleybus | <input type="checkbox"/> |
| FB - Ferryboat | <input type="checkbox"/> | VN - Van | <input type="checkbox"/> |

| Vehicle Condition Assessment Rating Scale | | |
|---|-----------|--|
| Rating | Condition | Description |
| 4.8 - 5.0 | Excellent | New asset; no visible defects. |
| 4.0 - 4.7 | Good | Asset showing minimal signs of wear; some (slightly) defective or deteriorated component(s). |
| 3.0 - 3.9 | Adequate | Asset has reached its mid-life (condition 3.5); some moderately defective or deteriorated component(s). |
| 2.0 - 2.9 | Marginal | Asset reaching or just past the end of its use life; increasing number of defective or deteriorated component(s) and increasing maintenance needs. |
| 1.0 - 1.9 | Poor | Asset is past its useful life and is in need of immediate repair or replacement may have critically damaged component(s). |

Vehicle Condition Score: 1.8

Additional Vehicle Comments:



Note: Provide photographs of all damage or physical issue noted

Vehicle Subsystems Review Items:

| | | | |
|---|---|--|------------------------------|
| Ignition | <input checked="" type="checkbox"/> Yes | <input type="checkbox"/> No | <input type="checkbox"/> N/A |
| Fire extinguisher and fire suppression (if applicable) | <input checked="" type="checkbox"/> Yes | <input type="checkbox"/> No | <input type="checkbox"/> N/A |
| On board safety items (reflectors, triangles, etc) | <input checked="" type="checkbox"/> Yes | <input type="checkbox"/> No | <input type="checkbox"/> N/A |
| Lights (check headlights, taillights, and turn signals) | <input checked="" type="checkbox"/> Yes | <input type="checkbox"/> No | <input type="checkbox"/> N/A |
| Windshield wipers | <input checked="" type="checkbox"/> Yes | <input type="checkbox"/> No | <input type="checkbox"/> N/A |
| Horn | <input checked="" type="checkbox"/> Yes | <input type="checkbox"/> No | <input type="checkbox"/> N/A |
| Driver's seat belt | <input checked="" type="checkbox"/> Yes | <input type="checkbox"/> No | <input type="checkbox"/> N/A |
| Passenger seat belts | <input checked="" type="checkbox"/> Yes | <input type="checkbox"/> No | <input type="checkbox"/> N/A |
| Wheelchair lift/ramp in working order (if applicable) | <input checked="" type="checkbox"/> Yes | <input type="checkbox"/> No | <input type="checkbox"/> N/A |
| Cleanliness | <input checked="" type="checkbox"/> Yes | <input type="checkbox"/> No | <input type="checkbox"/> N/A |
| Scratches or dents (if yes highlight on diagram below) | <input type="checkbox"/> Yes | <input checked="" type="checkbox"/> No | <input type="checkbox"/> N/A |



Revenue Vehicle Inventory & Condition Assessment Form

Agency Name: Ozark Regional Transit

Inventory Date: 04/21/2018

Make: Ford

Model: Glaval Titan II

Year: 2008

ID/Serial Number/VIN: Pelivan 078 / 1FDXE45S58DA54492

Mileage: 228,915

Date in Service: 11/1/2007


Vehicle Location: Springdale, AR

| Vehicle Asset Class (Mark One) | | | |
|--------------------------------|-------------------------------------|----------------------------------|--------------------------|
| AB - Articulated Bus | <input type="checkbox"/> | MB - Mini-bus | <input type="checkbox"/> |
| AO - Automobile | <input type="checkbox"/> | MV - Mini-van | <input type="checkbox"/> |
| BR - Over-the-road Bus | <input type="checkbox"/> | RT - Rubber-tire Vintage Trolley | <input type="checkbox"/> |
| BU - Bus | <input type="checkbox"/> | SB - School Bus | <input type="checkbox"/> |
| CU - Cutaway Bus | <input checked="" type="checkbox"/> | SV - Sport Utility Vehicle | <input type="checkbox"/> |
| DB - Double Decked Bus | <input type="checkbox"/> | TB - Trolleybus | <input type="checkbox"/> |
| FB - Ferryboat | <input type="checkbox"/> | VN - Van | <input type="checkbox"/> |

| Vehicle Condition Assessment Rating Scale | | |
|---|-----------|--|
| Rating | Condition | Description |
| 4.8 - 5.0 | Excellent | New asset; no visible defects. |
| 4.0 - 4.7 | Good | Asset showing minimal signs of wear; some (slightly) defective or deteriorated component(s). |
| 3.0 - 3.9 | Adequate | Asset has reached its mid-life (condition 3.5); some moderately defective or deteriorated component(s). |
| 2.0 - 2.9 | Marginal | Asset reaching or just past the end of its use life; increasing number of defective or deteriorated component(s) and increasing maintenance needs. |
| 1.0 - 1.9 | Poor | Asset is past its useful life and is in need of immediate repair or replacement may have critically damaged component(s). |

Vehicle Condition Score: 1.3

Additional Vehicle Comments:



Note: Provide photographs of all damage or physical issue noted

Vehicle Subsystems Review Items:

| | | | |
|---|---|--|------------------------------|
| Ignition | <input checked="" type="checkbox"/> Yes | <input type="checkbox"/> No | <input type="checkbox"/> N/A |
| Fire extinguisher and fire suppression (if applicable) | <input checked="" type="checkbox"/> Yes | <input type="checkbox"/> No | <input type="checkbox"/> N/A |
| On board safety items (reflectors, triangles, etc) | <input checked="" type="checkbox"/> Yes | <input type="checkbox"/> No | <input type="checkbox"/> N/A |
| Lights (check headlights, taillights, and turn signals) | <input checked="" type="checkbox"/> Yes | <input type="checkbox"/> No | <input type="checkbox"/> N/A |
| Windshield wipers | <input checked="" type="checkbox"/> Yes | <input type="checkbox"/> No | <input type="checkbox"/> N/A |
| Horn | <input checked="" type="checkbox"/> Yes | <input type="checkbox"/> No | <input type="checkbox"/> N/A |
| Driver's seat belt | <input checked="" type="checkbox"/> Yes | <input type="checkbox"/> No | <input type="checkbox"/> N/A |
| Passenger seat belts | <input checked="" type="checkbox"/> Yes | <input type="checkbox"/> No | <input type="checkbox"/> N/A |
| Wheelchair lift/ramp in working order (if applicable) | <input checked="" type="checkbox"/> Yes | <input type="checkbox"/> No | <input type="checkbox"/> N/A |
| Cleanliness | <input checked="" type="checkbox"/> Yes | <input type="checkbox"/> No | <input type="checkbox"/> N/A |
| Scratches or dents (if yes highlight on diagram below) | <input type="checkbox"/> Yes | <input checked="" type="checkbox"/> No | <input type="checkbox"/> N/A |



Revenue Vehicle Inventory & Condition Assessment Form

Agency Name: Ozark Regional Transit

Inventory Date: 04/21/2018

Make: Ford

Model: El Dorado

Year: 2010

ID/Serial Number/VIN: Wichita 27 / 1FDFE45S29DA89889

Mileage: 171,045

Date in Service: 07/01/2009


Vehicle Location: Springdale, AR

| Vehicle Asset Class (Mark One) | | | |
|--------------------------------|-------------------------------------|----------------------------------|--------------------------|
| AB - Articulated Bus | <input type="checkbox"/> | MB - Mini-bus | <input type="checkbox"/> |
| AO - Automobile | <input type="checkbox"/> | MV - Mini-van | <input type="checkbox"/> |
| BR - Over-the-road Bus | <input type="checkbox"/> | RT - Rubber-tire Vintage Trolley | <input type="checkbox"/> |
| BU - Bus | <input type="checkbox"/> | SB - School Bus | <input type="checkbox"/> |
| CU - Cutaway Bus | <input checked="" type="checkbox"/> | SV - Sport Utility Vehicle | <input type="checkbox"/> |
| DB - Double Decked Bus | <input type="checkbox"/> | TB - Trolleybus | <input type="checkbox"/> |
| FB - Ferryboat | <input type="checkbox"/> | VN - Van | <input type="checkbox"/> |

| Vehicle Condition Assessment Rating Scale | | |
|---|-----------|--|
| Rating | Condition | Description |
| 4.8 - 5.0 | Excellent | New asset; no visible defects. |
| 4.0 - 4.7 | Good | Asset showing minimal signs of wear; some (slightly) defective or deteriorated component(s). |
| 3.0 - 3.9 | Adequate | Asset has reached its mid-life (condition 3.5); some moderately defective or deteriorated component(s). |
| 2.0 - 2.9 | Marginal | Asset reaching or just past the end of its use life; increasing number of defective or deteriorated component(s) and increasing maintenance needs. |
| 1.0 - 1.9 | Poor | Asset is past its useful life and is in need of immediate repair or replacement may have critically damaged component(s). |

Vehicle Condition Score: 2.0

Additional Vehicle Comments:



Note: Provide photographs of all damage or physical issue noted

Vehicle Subsystems Review Items:

| | | | |
|---|---|--|------------------------------|
| Ignition | <input checked="" type="checkbox"/> Yes | <input type="checkbox"/> No | <input type="checkbox"/> N/A |
| Fire extinguisher and fire suppression (if applicable) | <input checked="" type="checkbox"/> Yes | <input type="checkbox"/> No | <input type="checkbox"/> N/A |
| On board safety items (reflectors, triangles, etc) | <input checked="" type="checkbox"/> Yes | <input type="checkbox"/> No | <input type="checkbox"/> N/A |
| Lights (check headlights, taillights, and turn signals) | <input checked="" type="checkbox"/> Yes | <input type="checkbox"/> No | <input type="checkbox"/> N/A |
| Windshield wipers | <input checked="" type="checkbox"/> Yes | <input type="checkbox"/> No | <input type="checkbox"/> N/A |
| Horn | <input checked="" type="checkbox"/> Yes | <input type="checkbox"/> No | <input type="checkbox"/> N/A |
| Driver's seat belt | <input checked="" type="checkbox"/> Yes | <input type="checkbox"/> No | <input type="checkbox"/> N/A |
| Passenger seat belts | <input checked="" type="checkbox"/> Yes | <input type="checkbox"/> No | <input type="checkbox"/> N/A |
| Wheelchair lift/ramp in working order (if applicable) | <input checked="" type="checkbox"/> Yes | <input type="checkbox"/> No | <input type="checkbox"/> N/A |
| Cleanliness | <input checked="" type="checkbox"/> Yes | <input type="checkbox"/> No | <input type="checkbox"/> N/A |
| Scratches or dents (if yes highlight on diagram below) | <input type="checkbox"/> Yes | <input checked="" type="checkbox"/> No | <input type="checkbox"/> N/A |



Revenue Vehicle Inventory & Condition Assessment Form

Agency Name: Ozark Regional Transit

Inventory Date: 04/21/2018

Make: Ford

Model: El Dorado

Year: 2010

ID/Serial Number/VIN: Wichita 28 / 1FDFE45S09DA89888

Mileage: 146,064

Date in Service: 07/01/2009


Vehicle Location: Springdale, AR

| Vehicle Asset Class (Mark One) | | | |
|--------------------------------|-------------------------------------|----------------------------------|--------------------------|
| AB - Articulated Bus | <input type="checkbox"/> | MB - Mini-bus | <input type="checkbox"/> |
| AO - Automobile | <input type="checkbox"/> | MV - Mini-van | <input type="checkbox"/> |
| BR - Over-the-road Bus | <input type="checkbox"/> | RT - Rubber-tire Vintage Trolley | <input type="checkbox"/> |
| BU - Bus | <input type="checkbox"/> | SB - School Bus | <input type="checkbox"/> |
| CU - Cutaway Bus | <input checked="" type="checkbox"/> | SV - Sport Utility Vehicle | <input type="checkbox"/> |
| DB - Double Decked Bus | <input type="checkbox"/> | TB - Trolleybus | <input type="checkbox"/> |
| FB - Ferryboat | <input type="checkbox"/> | VN - Van | <input type="checkbox"/> |

| Vehicle Condition Assessment Rating Scale | | |
|---|-----------|--|
| Rating | Condition | Description |
| 4.8 - 5.0 | Excellent | New asset; no visible defects. |
| 4.0 - 4.7 | Good | Asset showing minimal signs of wear; some (slightly) defective or deteriorated component(s). |
| 3.0 - 3.9 | Adequate | Asset has reached its mid-life (condition 3.5); some moderately defective or deteriorated component(s). |
| 2.0 - 2.9 | Marginal | Asset reaching or just past the end of its use life; increasing number of defective or deteriorated component(s) and increasing maintenance needs. |
| 1.0 - 1.9 | Poor | Asset is past its useful life and is in need of immediate repair or replacement may have critically damaged component(s). |

Vehicle Condition Score: 2.1

Additional Vehicle Comments:



Note: Provide photographs of all damage or physical issue noted

Vehicle Subsystems Review Items:

| | | | |
|---|---|--|------------------------------|
| Ignition | <input checked="" type="checkbox"/> Yes | <input type="checkbox"/> No | <input type="checkbox"/> N/A |
| Fire extinguisher and fire suppression (if applicable) | <input checked="" type="checkbox"/> Yes | <input type="checkbox"/> No | <input type="checkbox"/> N/A |
| On board safety items (reflectors, triangles, etc) | <input checked="" type="checkbox"/> Yes | <input type="checkbox"/> No | <input type="checkbox"/> N/A |
| Lights (check headlights, taillights, and turn signals) | <input checked="" type="checkbox"/> Yes | <input type="checkbox"/> No | <input type="checkbox"/> N/A |
| Windshield wipers | <input checked="" type="checkbox"/> Yes | <input type="checkbox"/> No | <input type="checkbox"/> N/A |
| Horn | <input checked="" type="checkbox"/> Yes | <input type="checkbox"/> No | <input type="checkbox"/> N/A |
| Driver's seat belt | <input checked="" type="checkbox"/> Yes | <input type="checkbox"/> No | <input type="checkbox"/> N/A |
| Passenger seat belts | <input checked="" type="checkbox"/> Yes | <input type="checkbox"/> No | <input type="checkbox"/> N/A |
| Wheelchair lift/ramp in working order (if applicable) | <input checked="" type="checkbox"/> Yes | <input type="checkbox"/> No | <input type="checkbox"/> N/A |
| Cleanliness | <input checked="" type="checkbox"/> Yes | <input type="checkbox"/> No | <input type="checkbox"/> N/A |
| Scratches or dents (if yes highlight on diagram below) | <input type="checkbox"/> Yes | <input checked="" type="checkbox"/> No | <input type="checkbox"/> N/A |



Revenue Vehicle Inventory & Condition Assessment Form

Agency Name: Ozark Regional Transit

Inventory Date: 04/21/2018

Make: Ford

Model: El Dorado

Year: 2010

ID/Serial Number/VIN: Wichita 29 / 1FDFE45S99DA89887

Mileage: 182,005

Date in Service: 07/01/2009


Vehicle Location: Springdale, AR

| Vehicle Asset Class (Mark One) | | | |
|--------------------------------|-------------------------------------|----------------------------------|--------------------------|
| AB - Articulated Bus | <input type="checkbox"/> | MB - Mini-bus | <input type="checkbox"/> |
| AO - Automobile | <input type="checkbox"/> | MV - Mini-van | <input type="checkbox"/> |
| BR - Over-the-road Bus | <input type="checkbox"/> | RT - Rubber-tire Vintage Trolley | <input type="checkbox"/> |
| BU - Bus | <input type="checkbox"/> | SB - School Bus | <input type="checkbox"/> |
| CU - Cutaway Bus | <input checked="" type="checkbox"/> | SV - Sport Utility Vehicle | <input type="checkbox"/> |
| DB - Double Decked Bus | <input type="checkbox"/> | TB - Trolleybus | <input type="checkbox"/> |
| FB - Ferryboat | <input type="checkbox"/> | VN - Van | <input type="checkbox"/> |

| Vehicle Condition Assessment Rating Scale | | |
|---|-----------|--|
| Rating | Condition | Description |
| 4.8 - 5.0 | Excellent | New asset; no visible defects. |
| 4.0 - 4.7 | Good | Asset showing minimal signs of wear; some (slightly) defective or deteriorated component(s). |
| 3.0 - 3.9 | Adequate | Asset has reached its mid-life (condition 3.5); some moderately defective or deteriorated component(s). |
| 2.0 - 2.9 | Marginal | Asset reaching or just past the end of its use life; increasing number of defective or deteriorated component(s) and increasing maintenance needs. |
| 1.0 - 1.9 | Poor | Asset is past its useful life and is in need of immediate repair or replacement may have critically damaged component(s). |

Vehicle Condition Score: 2.0

Additional Vehicle Comments:



Note: Provide photographs of all damage or physical issue noted

Vehicle Subsystems Review Items:

| | | | |
|---|---|--|------------------------------|
| Ignition | <input checked="" type="checkbox"/> Yes | <input type="checkbox"/> No | <input type="checkbox"/> N/A |
| Fire extinguisher and fire suppression (if applicable) | <input checked="" type="checkbox"/> Yes | <input type="checkbox"/> No | <input type="checkbox"/> N/A |
| On board safety items (reflectors, triangles, etc) | <input checked="" type="checkbox"/> Yes | <input type="checkbox"/> No | <input type="checkbox"/> N/A |
| Lights (check headlights, taillights, and turn signals) | <input checked="" type="checkbox"/> Yes | <input type="checkbox"/> No | <input type="checkbox"/> N/A |
| Windshield wipers | <input checked="" type="checkbox"/> Yes | <input type="checkbox"/> No | <input type="checkbox"/> N/A |
| Horn | <input checked="" type="checkbox"/> Yes | <input type="checkbox"/> No | <input type="checkbox"/> N/A |
| Driver's seat belt | <input checked="" type="checkbox"/> Yes | <input type="checkbox"/> No | <input type="checkbox"/> N/A |
| Passenger seat belts | <input checked="" type="checkbox"/> Yes | <input type="checkbox"/> No | <input type="checkbox"/> N/A |
| Wheelchair lift/ramp in working order (if applicable) | <input checked="" type="checkbox"/> Yes | <input type="checkbox"/> No | <input type="checkbox"/> N/A |
| Cleanliness | <input checked="" type="checkbox"/> Yes | <input type="checkbox"/> No | <input type="checkbox"/> N/A |
| Scratches or dents (if yes highlight on diagram below) | <input type="checkbox"/> Yes | <input checked="" type="checkbox"/> No | <input type="checkbox"/> N/A |



Revenue Vehicle Inventory & Condition Assessment Form

Agency Name: Ozark Regional Transit

Inventory Date: 04/21/2018

Make: Ford

Model: El Dorado

Year: 2010

ID/Serial Number/VIN: Wichita 933 / 1FDFE45S69DA89877

Mileage: 254,725

Date in Service: 07/01/2009


Vehicle Location: Springdale, AR

| Vehicle Asset Class (Mark One) | | | |
|--------------------------------|-------------------------------------|----------------------------------|--------------------------|
| AB - Articulated Bus | <input type="checkbox"/> | MB - Mini-bus | <input type="checkbox"/> |
| AO - Automobile | <input type="checkbox"/> | MV - Mini-van | <input type="checkbox"/> |
| BR - Over-the-road Bus | <input type="checkbox"/> | RT - Rubber-tire Vintage Trolley | <input type="checkbox"/> |
| BU - Bus | <input type="checkbox"/> | SB - School Bus | <input type="checkbox"/> |
| CU - Cutaway Bus | <input checked="" type="checkbox"/> | SV - Sport Utility Vehicle | <input type="checkbox"/> |
| DB - Double Decked Bus | <input type="checkbox"/> | TB - Trolleybus | <input type="checkbox"/> |
| FB - Ferryboat | <input type="checkbox"/> | VN - Van | <input type="checkbox"/> |

| Vehicle Condition Assessment Rating Scale | | |
|---|-----------|--|
| Rating | Condition | Description |
| 4.8 - 5.0 | Excellent | New asset; no visible defects. |
| 4.0 - 4.7 | Good | Asset showing minimal signs of wear; some (slightly) defective or deteriorated component(s). |
| 3.0 - 3.9 | Adequate | Asset has reached its mid-life (condition 3.5); some moderately defective or deteriorated component(s). |
| 2.0 - 2.9 | Marginal | Asset reaching or just past the end of its use life; increasing number of defective or deteriorated component(s) and increasing maintenance needs. |
| 1.0 - 1.9 | Poor | Asset is past its useful life and is in need of immediate repair or replacement may have critically damaged component(s). |

Vehicle Condition Score: 1.5

Additional Vehicle Comments:



Note: Provide photographs of all damage or physical issue noted

Vehicle Subsystems Review Items:

| | | | |
|---|---|--|------------------------------|
| Ignition | <input checked="" type="checkbox"/> Yes | <input type="checkbox"/> No | <input type="checkbox"/> N/A |
| Fire extinguisher and fire suppression (if applicable) | <input checked="" type="checkbox"/> Yes | <input type="checkbox"/> No | <input type="checkbox"/> N/A |
| On board safety items (reflectors, triangles, etc) | <input checked="" type="checkbox"/> Yes | <input type="checkbox"/> No | <input type="checkbox"/> N/A |
| Lights (check headlights, taillights, and turn signals) | <input checked="" type="checkbox"/> Yes | <input type="checkbox"/> No | <input type="checkbox"/> N/A |
| Windshield wipers | <input checked="" type="checkbox"/> Yes | <input type="checkbox"/> No | <input type="checkbox"/> N/A |
| Horn | <input checked="" type="checkbox"/> Yes | <input type="checkbox"/> No | <input type="checkbox"/> N/A |
| Driver's seat belt | <input checked="" type="checkbox"/> Yes | <input type="checkbox"/> No | <input type="checkbox"/> N/A |
| Passenger seat belts | <input checked="" type="checkbox"/> Yes | <input type="checkbox"/> No | <input type="checkbox"/> N/A |
| Wheelchair lift/ramp in working order (if applicable) | <input checked="" type="checkbox"/> Yes | <input type="checkbox"/> No | <input type="checkbox"/> N/A |
| Cleanliness | <input checked="" type="checkbox"/> Yes | <input type="checkbox"/> No | <input type="checkbox"/> N/A |
| Scratches or dents (if yes highlight on diagram below) | <input type="checkbox"/> Yes | <input checked="" type="checkbox"/> No | <input type="checkbox"/> N/A |



Revenue Vehicle Inventory & Condition Assessment Form

Agency Name: Ozark Regional Transit

Inventory Date: 04/21/2018

Make: Ford

Model: El Dorado

Year: 2010

ID/Serial Number/VIN: Wichita 939 / 1FDFE45S19DA89883

Mileage: 203,558

Date in Service: 07/01/2009


Vehicle Location: Springdale, AR

| Vehicle Asset Class (Mark One) | | | |
|--------------------------------|-------------------------------------|----------------------------------|--------------------------|
| AB - Articulated Bus | <input type="checkbox"/> | MB - Mini-bus | <input type="checkbox"/> |
| AO - Automobile | <input type="checkbox"/> | MV - Mini-van | <input type="checkbox"/> |
| BR - Over-the-road Bus | <input type="checkbox"/> | RT - Rubber-tire Vintage Trolley | <input type="checkbox"/> |
| BU - Bus | <input type="checkbox"/> | SB - School Bus | <input type="checkbox"/> |
| CU - Cutaway Bus | <input checked="" type="checkbox"/> | SV - Sport Utility Vehicle | <input type="checkbox"/> |
| DB - Double Decked Bus | <input type="checkbox"/> | TB - Trolleybus | <input type="checkbox"/> |
| FB - Ferryboat | <input type="checkbox"/> | VN - Van | <input type="checkbox"/> |

| Vehicle Condition Assessment Rating Scale | | |
|---|-----------|--|
| Rating | Condition | Description |
| 4.8 - 5.0 | Excellent | New asset; no visible defects. |
| 4.0 - 4.7 | Good | Asset showing minimal signs of wear; some (slightly) defective or deteriorated component(s). |
| 3.0 - 3.9 | Adequate | Asset has reached its mid-life (condition 3.5); some moderately defective or deteriorated component(s). |
| 2.0 - 2.9 | Marginal | Asset reaching or just past the end of its use life; increasing number of defective or deteriorated component(s) and increasing maintenance needs. |
| 1.0 - 1.9 | Poor | Asset is past its useful life and is in need of immediate repair or replacement may have critically damaged component(s). |

Vehicle Condition Score: 1.8

Additional Vehicle Comments:



Note: Provide photographs of all damage or physical issue noted

Vehicle Subsystems Review Items:

| | | | |
|---|---|--|------------------------------|
| Ignition | <input checked="" type="checkbox"/> Yes | <input type="checkbox"/> No | <input type="checkbox"/> N/A |
| Fire extinguisher and fire suppression (if applicable) | <input checked="" type="checkbox"/> Yes | <input type="checkbox"/> No | <input type="checkbox"/> N/A |
| On board safety items (reflectors, triangles, etc) | <input checked="" type="checkbox"/> Yes | <input type="checkbox"/> No | <input type="checkbox"/> N/A |
| Lights (check headlights, taillights, and turn signals) | <input checked="" type="checkbox"/> Yes | <input type="checkbox"/> No | <input type="checkbox"/> N/A |
| Windshield wipers | <input checked="" type="checkbox"/> Yes | <input type="checkbox"/> No | <input type="checkbox"/> N/A |
| Horn | <input checked="" type="checkbox"/> Yes | <input type="checkbox"/> No | <input type="checkbox"/> N/A |
| Driver's seat belt | <input checked="" type="checkbox"/> Yes | <input type="checkbox"/> No | <input type="checkbox"/> N/A |
| Passenger seat belts | <input checked="" type="checkbox"/> Yes | <input type="checkbox"/> No | <input type="checkbox"/> N/A |
| Wheelchair lift/ramp in working order (if applicable) | <input checked="" type="checkbox"/> Yes | <input type="checkbox"/> No | <input type="checkbox"/> N/A |
| Cleanliness | <input checked="" type="checkbox"/> Yes | <input type="checkbox"/> No | <input type="checkbox"/> N/A |
| Scratches or dents (if yes highlight on diagram below) | <input type="checkbox"/> Yes | <input checked="" type="checkbox"/> No | <input type="checkbox"/> N/A |



Revenue Vehicle Inventory & Condition Assessment Form

Agency Name: Ozark Regional Transit

Inventory Date: 04/21/2018

Make: Ford

Model: El Dorado

Year: 2010

ID/Serial Number/VIN: Wichita 941 / 1FDFE45S59DA89885

Mileage: 216,090

Date in Service: 07/01/2009


Vehicle Location: Springdale, AR

| Vehicle Asset Class (Mark One) | | | |
|--------------------------------|-------------------------------------|----------------------------------|--------------------------|
| AB - Articulated Bus | <input type="checkbox"/> | MB - Mini-bus | <input type="checkbox"/> |
| AO - Automobile | <input type="checkbox"/> | MV - Mini-van | <input type="checkbox"/> |
| BR - Over-the-road Bus | <input type="checkbox"/> | RT - Rubber-tire Vintage Trolley | <input type="checkbox"/> |
| BU - Bus | <input type="checkbox"/> | SB - School Bus | <input type="checkbox"/> |
| CU - Cutaway Bus | <input checked="" type="checkbox"/> | SV - Sport Utility Vehicle | <input type="checkbox"/> |
| DB - Double Decked Bus | <input type="checkbox"/> | TB - Trolleybus | <input type="checkbox"/> |
| FB - Ferryboat | <input type="checkbox"/> | VN - Van | <input type="checkbox"/> |

| Vehicle Condition Assessment Rating Scale | | |
|---|-----------|--|
| Rating | Condition | Description |
| 4.8 - 5.0 | Excellent | New asset; no visible defects. |
| 4.0 - 4.7 | Good | Asset showing minimal signs of wear; some (slightly) defective or deteriorated component(s). |
| 3.0 - 3.9 | Adequate | Asset has reached its mid-life (condition 3.5); some moderately defective or deteriorated component(s). |
| 2.0 - 2.9 | Marginal | Asset reaching or just past the end of its use life; increasing number of defective or deteriorated component(s) and increasing maintenance needs. |
| 1.0 - 1.9 | Poor | Asset is past its useful life and is in need of immediate repair or replacement may have critically damaged component(s). |

Vehicle Condition Score: 1.8

Additional Vehicle Comments:



Note: Provide photographs of all damage or physical issue noted

Vehicle Subsystems Review Items:

| | | | |
|---|---|--|------------------------------|
| Ignition | <input checked="" type="checkbox"/> Yes | <input type="checkbox"/> No | <input type="checkbox"/> N/A |
| Fire extinguisher and fire suppression (if applicable) | <input checked="" type="checkbox"/> Yes | <input type="checkbox"/> No | <input type="checkbox"/> N/A |
| On board safety items (reflectors, triangles, etc) | <input checked="" type="checkbox"/> Yes | <input type="checkbox"/> No | <input type="checkbox"/> N/A |
| Lights (check headlights, taillights, and turn signals) | <input checked="" type="checkbox"/> Yes | <input type="checkbox"/> No | <input type="checkbox"/> N/A |
| Windshield wipers | <input checked="" type="checkbox"/> Yes | <input type="checkbox"/> No | <input type="checkbox"/> N/A |
| Horn | <input checked="" type="checkbox"/> Yes | <input type="checkbox"/> No | <input type="checkbox"/> N/A |
| Driver's seat belt | <input checked="" type="checkbox"/> Yes | <input type="checkbox"/> No | <input type="checkbox"/> N/A |
| Passenger seat belts | <input checked="" type="checkbox"/> Yes | <input type="checkbox"/> No | <input type="checkbox"/> N/A |
| Wheelchair lift/ramp in working order (if applicable) | <input checked="" type="checkbox"/> Yes | <input type="checkbox"/> No | <input type="checkbox"/> N/A |
| Cleanliness | <input checked="" type="checkbox"/> Yes | <input type="checkbox"/> No | <input type="checkbox"/> N/A |
| Scratches or dents (if yes highlight on diagram below) | <input type="checkbox"/> Yes | <input checked="" type="checkbox"/> No | <input type="checkbox"/> N/A |



Revenue Vehicle Inventory & Condition Assessment Form

Agency Name: Ozark Regional Transit

Inventory Date: 04/21/2018

Make: NABI

Model: Bus

Year: 2003

ID/Serial Number/VIN: DART 5747 / 1N94161423A140326

Mileage: 503,933

Date in Service: 05/01/2004

Vehicle Location: Springdale, AR

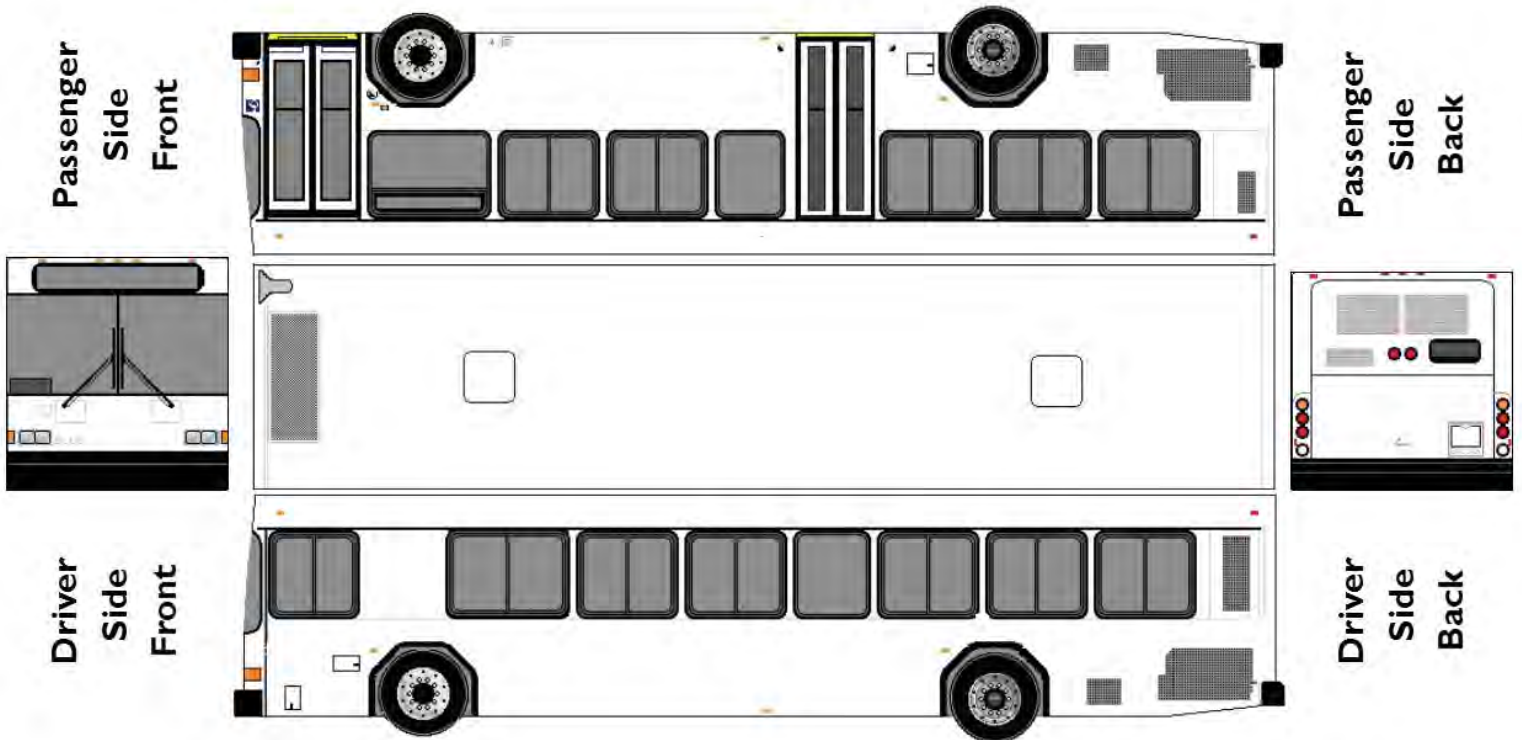
| Vehicle Asset Class (Mark One) | | | |
|--------------------------------|-------------------------------------|----------------------------------|--------------------------|
| AB - Articulated Bus | <input type="checkbox"/> | MB - Mini-bus | <input type="checkbox"/> |
| AO - Automobile | <input type="checkbox"/> | MV - Mini-van | <input type="checkbox"/> |
| BR - Over-the-road Bus | <input type="checkbox"/> | RT - Rubber-tire Vintage Trolley | <input type="checkbox"/> |
| BU - Bus | <input checked="" type="checkbox"/> | SB - School Bus | <input type="checkbox"/> |
| CU - Cutaway Bus | <input type="checkbox"/> | SV - Sport Utility Vehicle | <input type="checkbox"/> |
| DB - Double Decked Bus | <input type="checkbox"/> | TB - Trolleybus | <input type="checkbox"/> |
| FB - Ferryboat | <input type="checkbox"/> | VN - Van | <input type="checkbox"/> |

| Vehicle Condition Assessment Rating Scale | | |
|---|-----------|--|
| Rating | Condition | Description |
| 4.8 - 5.0 | Excellent | New asset; no visible defects. |
| 4.0 - 4.7 | Good | Asset showing minimal signs of wear; some (slightly) defective or deteriorated component(s). |
| 3.0 - 3.9 | Adequate | Asset has reached its mid-life (condition 3.5); some moderately defective or deteriorated component(s). |
| 2.0 - 2.9 | Marginal | Asset reaching or just past the end of its use life; increasing number of defective or deteriorated component(s) and increasing maintenance needs. |
| 1.0 - 1.9 | Poor | Asset is past its useful life and is in need of immediate repair or replacement may have critically damaged component(s). |

Vehicle Condition Score: 1.0

Additional Vehicle Comments:

Lift not working



Note: Provide photographs of all damage or physical issue noted

Vehicle Subsystems Review Items:

| | | | |
|---|---|--|---|
| Ignition | <input checked="" type="checkbox"/> Yes | <input type="checkbox"/> No | <input type="checkbox"/> N/A |
| Fire extinguisher and fire suppression (if applicable) | <input checked="" type="checkbox"/> Yes | <input type="checkbox"/> No | <input type="checkbox"/> N/A |
| On board safety items (reflectors, triangles, etc) | <input checked="" type="checkbox"/> Yes | <input type="checkbox"/> No | <input type="checkbox"/> N/A |
| Lights (check headlights, taillights, and turn signals) | <input checked="" type="checkbox"/> Yes | <input type="checkbox"/> No | <input type="checkbox"/> N/A |
| Windshield wipers | <input checked="" type="checkbox"/> Yes | <input type="checkbox"/> No | <input type="checkbox"/> N/A |
| Horn | <input checked="" type="checkbox"/> Yes | <input type="checkbox"/> No | <input type="checkbox"/> N/A |
| Driver's seat belt | <input checked="" type="checkbox"/> Yes | <input type="checkbox"/> No | <input type="checkbox"/> N/A |
| Passenger seat belts | <input type="checkbox"/> Yes | <input type="checkbox"/> No | <input checked="" type="checkbox"/> N/A |
| Wheelchair lift/ramp in working order (if applicable) | <input checked="" type="checkbox"/> Yes | <input type="checkbox"/> No | <input type="checkbox"/> N/A |
| Cleanliness | <input checked="" type="checkbox"/> Yes | <input type="checkbox"/> No | <input type="checkbox"/> N/A |
| Scratches or dents (if yes highlight on diagram below) | <input type="checkbox"/> Yes | <input checked="" type="checkbox"/> No | <input type="checkbox"/> N/A |



Revenue Vehicle Inventory & Condition Assessment Form

Agency Name: Ozark Regional Transit

Inventory Date: 04/21/2018

Make: Chevrolet

Model: Uplander

Year: 2007

ID/Serial Number/VIN: 508 / 1GBDVI3187D155352

Mileage: 255,416

Date in Service: 11/1/2006

Vehicle Location: Springdale, AR

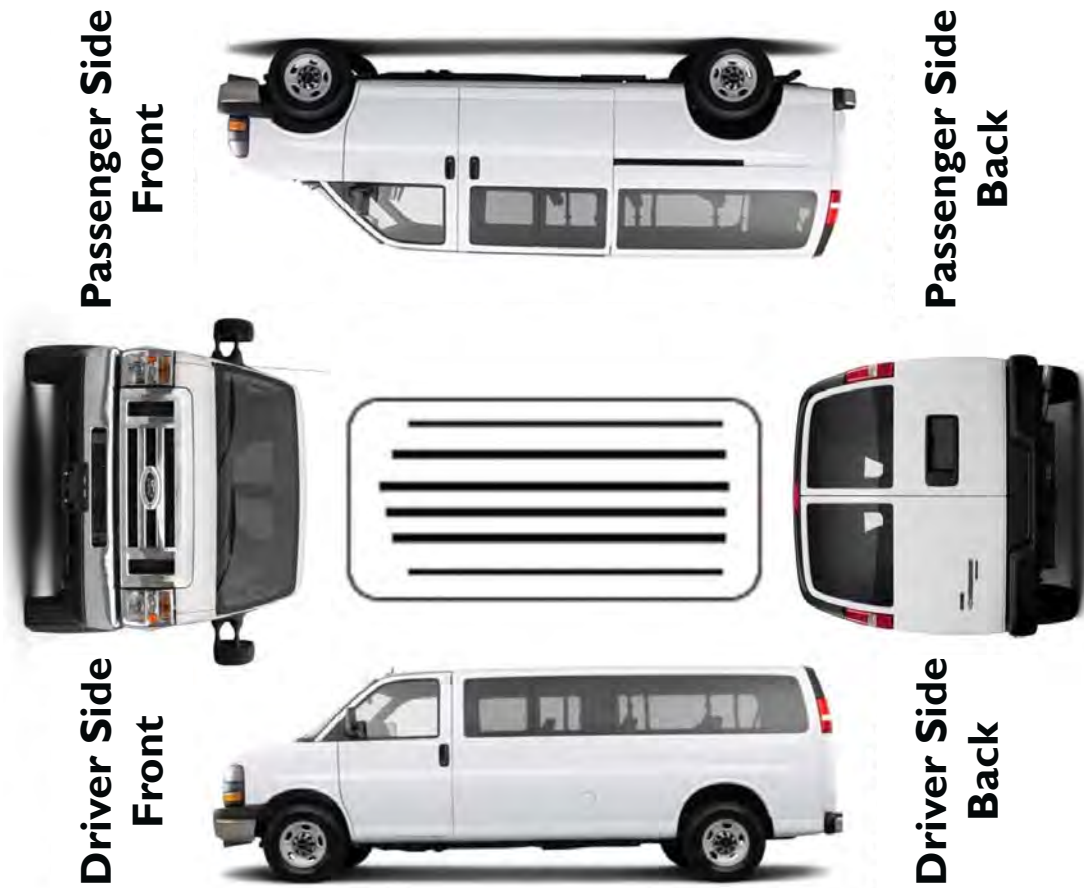
| Vehicle Asset Class (Mark One) | | | |
|--------------------------------|--------------------------|----------------------------------|-------------------------------------|
| AB - Articulated Bus | <input type="checkbox"/> | MB - Mini-bus | <input type="checkbox"/> |
| AO - Automobile | <input type="checkbox"/> | MV - Mini-van | <input checked="" type="checkbox"/> |
| BR - Over-the-road Bus | <input type="checkbox"/> | RT - Rubber-tire Vintage Trolley | <input type="checkbox"/> |
| BU - Bus | <input type="checkbox"/> | SB - School Bus | <input type="checkbox"/> |
| CU - Cutaway Bus | <input type="checkbox"/> | SV - Sport Utility Vehicle | <input type="checkbox"/> |
| DB - Double Decked Bus | <input type="checkbox"/> | TB - Trolleybus | <input type="checkbox"/> |
| FB - Ferryboat | <input type="checkbox"/> | VN - Van | <input type="checkbox"/> |

| Vehicle Condition Assessment Rating Scale | | |
|---|-----------|--|
| Rating | Condition | Description |
| 4.8 - 5.0 | Excellent | New asset; no visible defects. |
| 4.0 - 4.7 | Good | Asset showing minimal signs of wear; some (slightly) defective or deteriorated component(s). |
| 3.0 - 3.9 | Adequate | Asset has reached its mid-life (condition 3.5); some moderately defective or deteriorated component(s). |
| 2.0 - 2.9 | Marginal | Asset reaching or just past the end of its use life; increasing number of defective or deteriorated component(s) and increasing maintenance needs. |
| 1.0 - 1.9 | Poor | Asset is past its useful life and is in need of immediate repair or replacement may have critically damaged component(s). |

Vehicle Condition Score: 1.0

Additional Vehicle Comments:

Vehicle is past its useful life.



Note: Provide photographs of all damage or physical issue noted

Vehicle Subsystems Review Items:

| | | | |
|---|---|--|------------------------------|
| Ignition | <input checked="" type="checkbox"/> Yes | <input type="checkbox"/> No | <input type="checkbox"/> N/A |
| Fire extinguisher and fire suppression (if applicable) | <input checked="" type="checkbox"/> Yes | <input type="checkbox"/> No | <input type="checkbox"/> N/A |
| On board safety items (reflectors, triangles, etc) | <input checked="" type="checkbox"/> Yes | <input type="checkbox"/> No | <input type="checkbox"/> N/A |
| Lights (check headlights, taillights, and turn signals) | <input checked="" type="checkbox"/> Yes | <input type="checkbox"/> No | <input type="checkbox"/> N/A |
| Windshield wipers | <input checked="" type="checkbox"/> Yes | <input type="checkbox"/> No | <input type="checkbox"/> N/A |
| Horn | <input checked="" type="checkbox"/> Yes | <input type="checkbox"/> No | <input type="checkbox"/> N/A |
| Driver's seat belt | <input checked="" type="checkbox"/> Yes | <input type="checkbox"/> No | <input type="checkbox"/> N/A |
| Passenger seat belts | <input checked="" type="checkbox"/> Yes | <input type="checkbox"/> No | <input type="checkbox"/> N/A |
| Wheelchair lift/ramp in working order (if applicable) | <input checked="" type="checkbox"/> Yes | <input type="checkbox"/> No | <input type="checkbox"/> N/A |
| Cleanliness | <input checked="" type="checkbox"/> Yes | <input type="checkbox"/> No | <input type="checkbox"/> N/A |
| Scratches or dents (if yes highlight on diagram below) | <input type="checkbox"/> Yes | <input checked="" type="checkbox"/> No | <input type="checkbox"/> N/A |



Revenue Vehicle Inventory & Condition Assessment Form

Agency Name: Ozark Regional Transit

Inventory Date: 04/21/2018

Make: Dodge

Model: Grand Caravan SE

Year: 2010

ID/Serial Number/VIN: 510 / 2D4RN4DE3AR185015

Mileage: 271,363

Date in Service: 11/1/2009

Vehicle Location: Springdale, AR

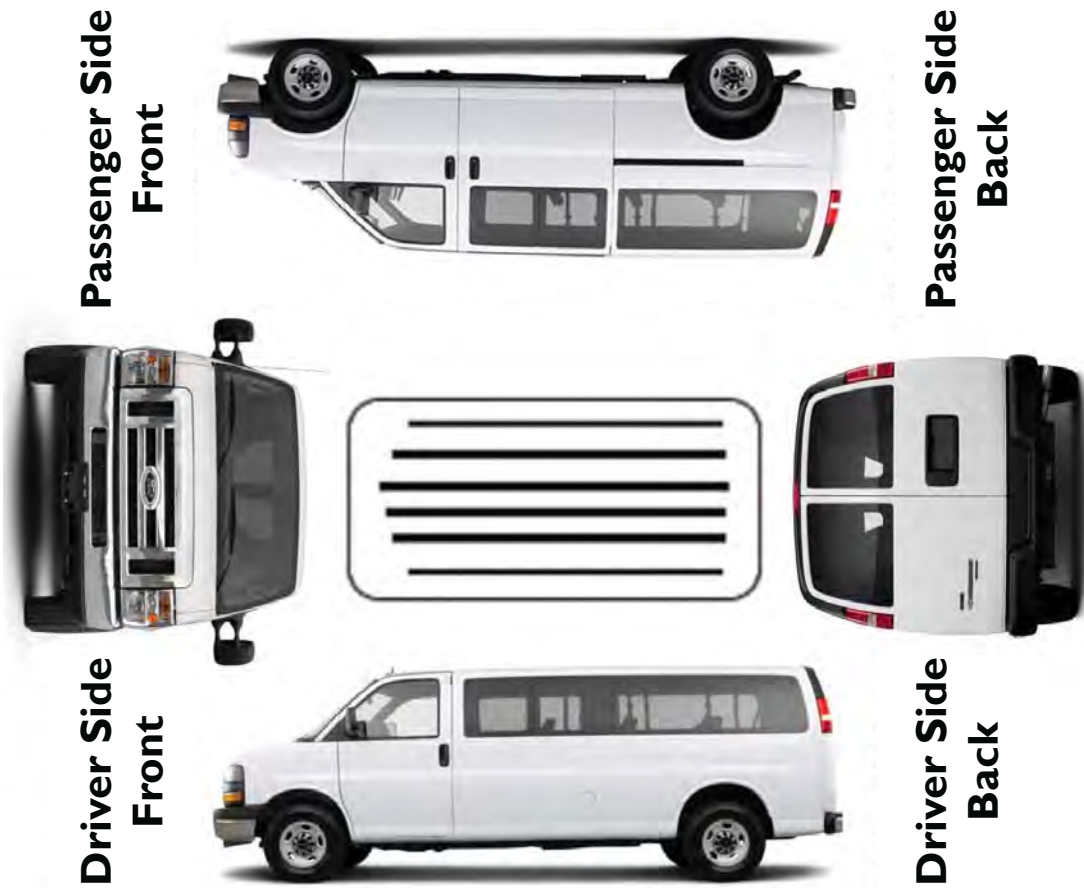
| Vehicle Asset Class (Mark One) | | | |
|--------------------------------|--------------------------|----------------------------------|-------------------------------------|
| AB - Articulated Bus | <input type="checkbox"/> | MB - Mini-bus | <input type="checkbox"/> |
| AO - Automobile | <input type="checkbox"/> | MV - Mini-van | <input checked="" type="checkbox"/> |
| BR - Over-the-road Bus | <input type="checkbox"/> | RT - Rubber-tire Vintage Trolley | <input type="checkbox"/> |
| BU - Bus | <input type="checkbox"/> | SB - School Bus | <input type="checkbox"/> |
| CU - Cutaway Bus | <input type="checkbox"/> | SV - Sport Utility Vehicle | <input type="checkbox"/> |
| DB - Double Decked Bus | <input type="checkbox"/> | TB - Trolleybus | <input type="checkbox"/> |
| FB - Ferryboat | <input type="checkbox"/> | VN - Van | <input type="checkbox"/> |

| Vehicle Condition Assessment Rating Scale | | |
|---|-----------|--|
| Rating | Condition | Description |
| 4.8 - 5.0 | Excellent | New asset; no visible defects. |
| 4.0 - 4.7 | Good | Asset showing minimal signs of wear; some (slightly) defective or deteriorated component(s). |
| 3.0 - 3.9 | Adequate | Asset has reached its mid-life (condition 3.5); some moderately defective or deteriorated component(s). |
| 2.0 - 2.9 | Marginal | Asset reaching or just past the end of its use life; increasing number of defective or deteriorated component(s) and increasing maintenance needs. |
| 1.0 - 1.9 | Poor | Asset is past its useful life and is in need of immediate repair or replacement may have critically damaged component(s). |

Vehicle Condition Score: 1.2

Additional Vehicle Comments:

Vehicle is past its useful life.



Note: Provide photographs of all damage or physical issue noted

Vehicle Subsystems Review Items:

| | | | |
|---|---|--|------------------------------|
| Ignition | <input checked="" type="checkbox"/> Yes | <input type="checkbox"/> No | <input type="checkbox"/> N/A |
| Fire extinguisher and fire suppression (if applicable) | <input checked="" type="checkbox"/> Yes | <input type="checkbox"/> No | <input type="checkbox"/> N/A |
| On board safety items (reflectors, triangles, etc) | <input checked="" type="checkbox"/> Yes | <input type="checkbox"/> No | <input type="checkbox"/> N/A |
| Lights (check headlights, taillights, and turn signals) | <input checked="" type="checkbox"/> Yes | <input type="checkbox"/> No | <input type="checkbox"/> N/A |
| Windshield wipers | <input checked="" type="checkbox"/> Yes | <input type="checkbox"/> No | <input type="checkbox"/> N/A |
| Horn | <input checked="" type="checkbox"/> Yes | <input type="checkbox"/> No | <input type="checkbox"/> N/A |
| Driver's seat belt | <input checked="" type="checkbox"/> Yes | <input type="checkbox"/> No | <input type="checkbox"/> N/A |
| Passenger seat belts | <input checked="" type="checkbox"/> Yes | <input type="checkbox"/> No | <input type="checkbox"/> N/A |
| Wheelchair lift/ramp in working order (if applicable) | <input checked="" type="checkbox"/> Yes | <input type="checkbox"/> No | <input type="checkbox"/> N/A |
| Cleanliness | <input checked="" type="checkbox"/> Yes | <input type="checkbox"/> No | <input type="checkbox"/> N/A |
| Scratches or dents (if yes highlight on diagram below) | <input type="checkbox"/> Yes | <input checked="" type="checkbox"/> No | <input type="checkbox"/> N/A |



Revenue Vehicle Inventory & Condition Assessment Form

Agency Name: Ozark Regional Transit

Inventory Date: 04/21/2018

Make: Dodge

Model: Grand Caravan SE

Year: 2010

ID/Serial Number/VIN: 512 / 2D4RN4DE7AR185017

Mileage: 237,341

Date in Service: 11/1/2009

Vehicle Location: Springdale, AR

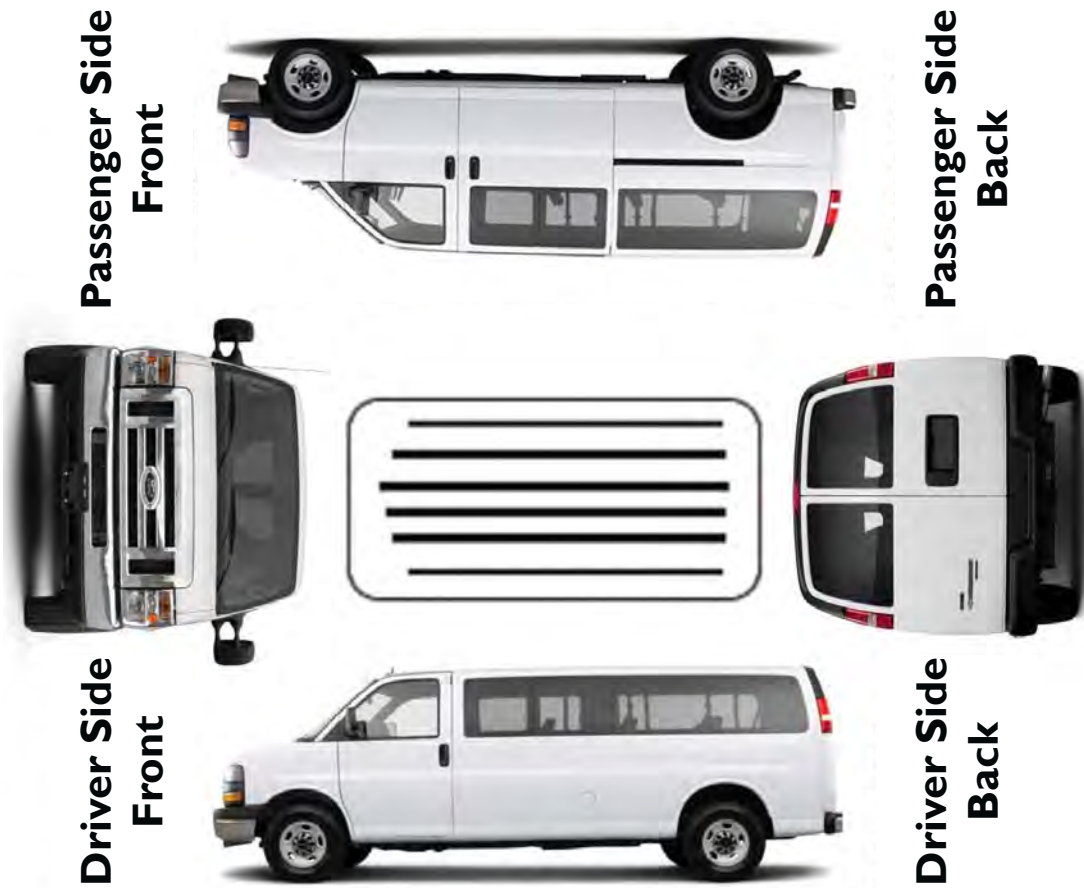
| Vehicle Asset Class (Mark One) | | | |
|--------------------------------|--------------------------|----------------------------------|-------------------------------------|
| AB - Articulated Bus | <input type="checkbox"/> | MB - Mini-bus | <input type="checkbox"/> |
| AO - Automobile | <input type="checkbox"/> | MV - Mini-van | <input checked="" type="checkbox"/> |
| BR - Over-the-road Bus | <input type="checkbox"/> | RT - Rubber-tire Vintage Trolley | <input type="checkbox"/> |
| BU - Bus | <input type="checkbox"/> | SB - School Bus | <input type="checkbox"/> |
| CU - Cutaway Bus | <input type="checkbox"/> | SV - Sport Utility Vehicle | <input type="checkbox"/> |
| DB - Double Decked Bus | <input type="checkbox"/> | TB - Trolleybus | <input type="checkbox"/> |
| FB - Ferryboat | <input type="checkbox"/> | VN - Van | <input type="checkbox"/> |

| Vehicle Condition Assessment Rating Scale | | |
|---|-----------|--|
| Rating | Condition | Description |
| 4.8 - 5.0 | Excellent | New asset; no visible defects. |
| 4.0 - 4.7 | Good | Asset showing minimal signs of wear; some (slightly) defective or deteriorated component(s). |
| 3.0 - 3.9 | Adequate | Asset has reached its mid-life (condition 3.5); some moderately defective or deteriorated component(s). |
| 2.0 - 2.9 | Marginal | Asset reaching or just past the end of its use life; increasing number of defective or deteriorated component(s) and increasing maintenance needs. |
| 1.0 - 1.9 | Poor | Asset is past its useful life and is in need of immediate repair or replacement may have critically damaged component(s). |

Vehicle Condition Score: 1.2

Additional Vehicle Comments:

Vehicle is past its useful life.



Note: Provide photographs of all damage or physical issue noted

Vehicle Subsystems Review Items:

| | | | |
|---|---|--|------------------------------|
| Ignition | <input checked="" type="checkbox"/> Yes | <input type="checkbox"/> No | <input type="checkbox"/> N/A |
| Fire extinguisher and fire suppression (if applicable) | <input checked="" type="checkbox"/> Yes | <input type="checkbox"/> No | <input type="checkbox"/> N/A |
| On board safety items (reflectors, triangles, etc) | <input checked="" type="checkbox"/> Yes | <input type="checkbox"/> No | <input type="checkbox"/> N/A |
| Lights (check headlights, taillights, and turn signals) | <input checked="" type="checkbox"/> Yes | <input type="checkbox"/> No | <input type="checkbox"/> N/A |
| Windshield wipers | <input checked="" type="checkbox"/> Yes | <input type="checkbox"/> No | <input type="checkbox"/> N/A |
| Horn | <input checked="" type="checkbox"/> Yes | <input type="checkbox"/> No | <input type="checkbox"/> N/A |
| Driver's seat belt | <input checked="" type="checkbox"/> Yes | <input type="checkbox"/> No | <input type="checkbox"/> N/A |
| Passenger seat belts | <input checked="" type="checkbox"/> Yes | <input type="checkbox"/> No | <input type="checkbox"/> N/A |
| Wheelchair lift/ramp in working order (if applicable) | <input checked="" type="checkbox"/> Yes | <input type="checkbox"/> No | <input type="checkbox"/> N/A |
| Cleanliness | <input checked="" type="checkbox"/> Yes | <input type="checkbox"/> No | <input type="checkbox"/> N/A |
| Scratches or dents (if yes highlight on diagram below) | <input type="checkbox"/> Yes | <input checked="" type="checkbox"/> No | <input type="checkbox"/> N/A |



Revenue Vehicle Inventory & Condition Assessment Form

Agency Name: Ozark Regional Transit

Inventory Date: 04/21/2018

Make: Dodge

Model: Grand Caravan SE

Year: 2010

ID/Serial Number/VIN: 515 / 2D4RN4DE7AR197930

Mileage: 276,548

Date in Service: 11/1/2009

Vehicle Location: Springdale, AR

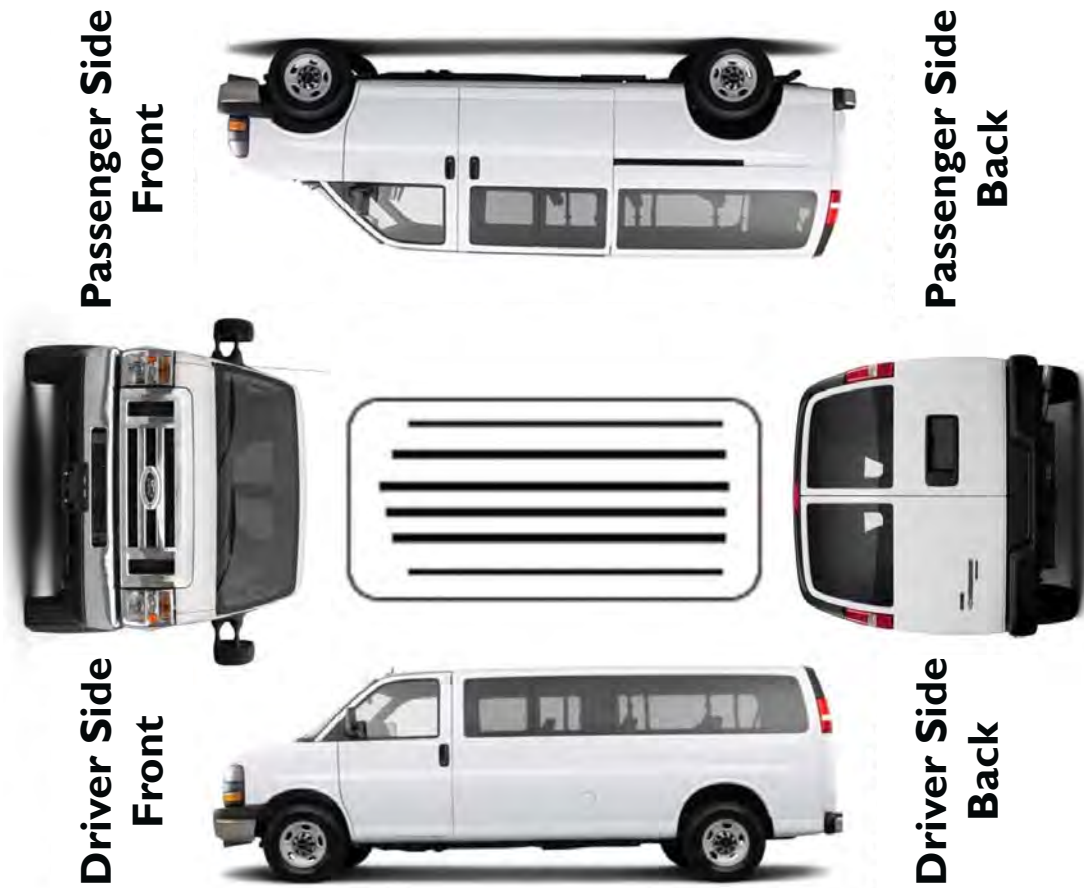
| Vehicle Asset Class (Mark One) | | | |
|--------------------------------|--------------------------|----------------------------------|-------------------------------------|
| AB - Articulated Bus | <input type="checkbox"/> | MB - Mini-bus | <input type="checkbox"/> |
| AO - Automobile | <input type="checkbox"/> | MV - Mini-van | <input checked="" type="checkbox"/> |
| BR - Over-the-road Bus | <input type="checkbox"/> | RT - Rubber-tire Vintage Trolley | <input type="checkbox"/> |
| BU - Bus | <input type="checkbox"/> | SB - School Bus | <input type="checkbox"/> |
| CU - Cutaway Bus | <input type="checkbox"/> | SV - Sport Utility Vehicle | <input type="checkbox"/> |
| DB - Double Decked Bus | <input type="checkbox"/> | TB - Trolleybus | <input type="checkbox"/> |
| FB - Ferryboat | <input type="checkbox"/> | VN - Van | <input type="checkbox"/> |

| Vehicle Condition Assessment Rating Scale | | |
|---|-----------|--|
| Rating | Condition | Description |
| 4.8 - 5.0 | Excellent | New asset; no visible defects. |
| 4.0 - 4.7 | Good | Asset showing minimal signs of wear; some (slightly) defective or deteriorated component(s). |
| 3.0 - 3.9 | Adequate | Asset has reached its mid-life (condition 3.5); some moderately defective or deteriorated component(s). |
| 2.0 - 2.9 | Marginal | Asset reaching or just past the end of its use life; increasing number of defective or deteriorated component(s) and increasing maintenance needs. |
| 1.0 - 1.9 | Poor | Asset is past its useful life and is in need of immediate repair or replacement may have critically damaged component(s). |

Vehicle Condition Score: 1.2

Additional Vehicle Comments:

Vehicle is past its useful life.



Note: Provide photographs of all damage or physical issue noted

Vehicle Subsystems Review Items:

| | | | |
|---|---|--|------------------------------|
| Ignition | <input checked="" type="checkbox"/> Yes | <input type="checkbox"/> No | <input type="checkbox"/> N/A |
| Fire extinguisher and fire suppression (if applicable) | <input checked="" type="checkbox"/> Yes | <input type="checkbox"/> No | <input type="checkbox"/> N/A |
| On board safety items (reflectors, triangles, etc) | <input checked="" type="checkbox"/> Yes | <input type="checkbox"/> No | <input type="checkbox"/> N/A |
| Lights (check headlights, taillights, and turn signals) | <input checked="" type="checkbox"/> Yes | <input type="checkbox"/> No | <input type="checkbox"/> N/A |
| Windshield wipers | <input checked="" type="checkbox"/> Yes | <input type="checkbox"/> No | <input type="checkbox"/> N/A |
| Horn | <input checked="" type="checkbox"/> Yes | <input type="checkbox"/> No | <input type="checkbox"/> N/A |
| Driver's seat belt | <input checked="" type="checkbox"/> Yes | <input type="checkbox"/> No | <input type="checkbox"/> N/A |
| Passenger seat belts | <input checked="" type="checkbox"/> Yes | <input type="checkbox"/> No | <input type="checkbox"/> N/A |
| Wheelchair lift/ramp in working order (if applicable) | <input checked="" type="checkbox"/> Yes | <input type="checkbox"/> No | <input type="checkbox"/> N/A |
| Cleanliness | <input checked="" type="checkbox"/> Yes | <input type="checkbox"/> No | <input type="checkbox"/> N/A |
| Scratches or dents (if yes highlight on diagram below) | <input type="checkbox"/> Yes | <input checked="" type="checkbox"/> No | <input type="checkbox"/> N/A |



Revenue Vehicle Inventory & Condition Assessment Form

Agency Name: Ozark Regional Transit

Inventory Date: 04/21/2018

Make: Mobility Ventures

Model: MV-1

Year: 2016

ID/Serial Number/VIN: 516 / 57WMD2C62GM100021

Mileage: 38,631

Date in Service: 06/01/2015

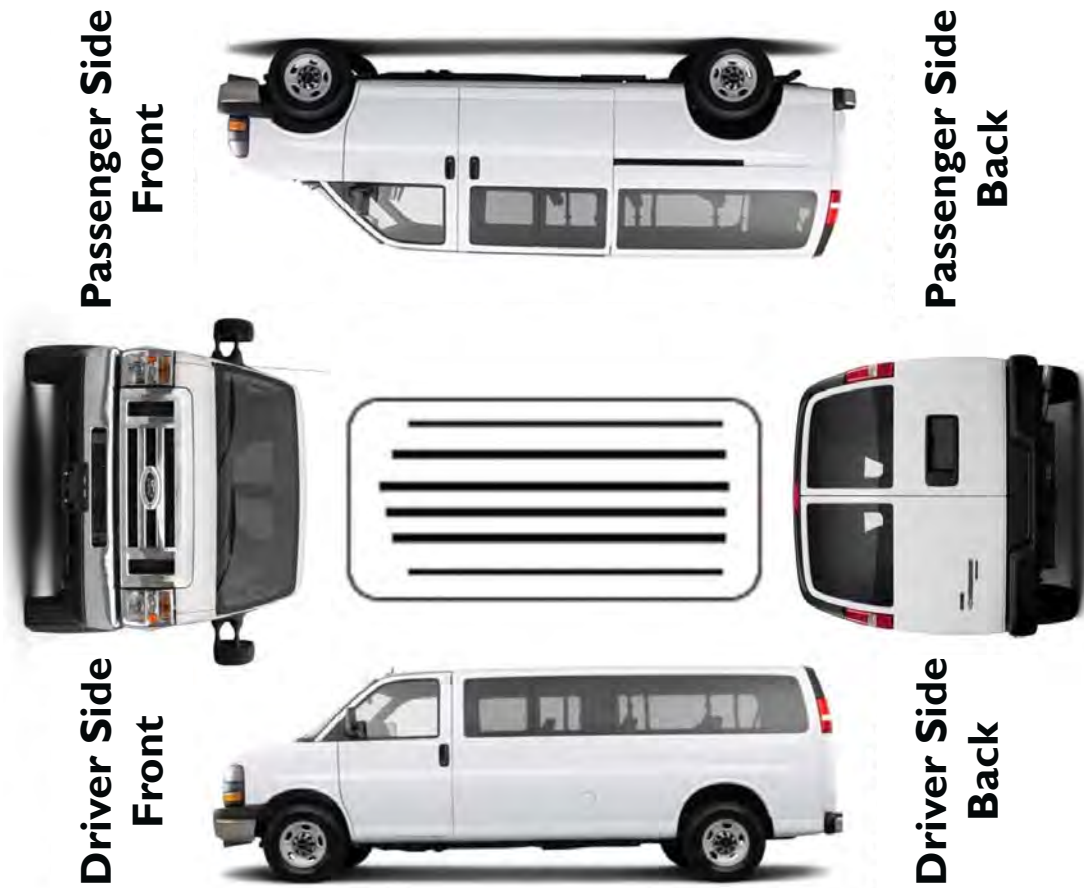
Vehicle Location: Springdale, AR

| Vehicle Asset Class (Mark One) | | | |
|--------------------------------|--------------------------|----------------------------------|-------------------------------------|
| AB - Articulated Bus | <input type="checkbox"/> | MB - Mini-bus | <input type="checkbox"/> |
| AO - Automobile | <input type="checkbox"/> | MV - Mini-van | <input checked="" type="checkbox"/> |
| BR - Over-the-road Bus | <input type="checkbox"/> | RT - Rubber-tire Vintage Trolley | <input type="checkbox"/> |
| BU - Bus | <input type="checkbox"/> | SB - School Bus | <input type="checkbox"/> |
| CU - Cutaway Bus | <input type="checkbox"/> | SV - Sport Utility Vehicle | <input type="checkbox"/> |
| DB - Double Decked Bus | <input type="checkbox"/> | TB - Trolleybus | <input type="checkbox"/> |
| FB - Ferryboat | <input type="checkbox"/> | VN - Van | <input type="checkbox"/> |

| Vehicle Condition Assessment Rating Scale | | |
|---|-----------|--|
| Rating | Condition | Description |
| 4.8 - 5.0 | Excellent | New asset; no visible defects. |
| 4.0 - 4.7 | Good | Asset showing minimal signs of wear; some (slightly) defective or deteriorated component(s). |
| 3.0 - 3.9 | Adequate | Asset has reached its mid-life (condition 3.5); some moderately defective or deteriorated component(s). |
| 2.0 - 2.9 | Marginal | Asset reaching or just past the end of its use life; increasing number of defective or deteriorated component(s) and increasing maintenance needs. |
| 1.0 - 1.9 | Poor | Asset is past its useful life and is in need of immediate repair or replacement may have critically damaged component(s). |

Vehicle Condition Score: 4

Additional Vehicle Comments:



Note: Provide photographs of all damage or physical issue noted

Vehicle Subsystems Review Items:

| | | | |
|---|---|--|------------------------------|
| Ignition | <input checked="" type="checkbox"/> Yes | <input type="checkbox"/> No | <input type="checkbox"/> N/A |
| Fire extinguisher and fire suppression (if applicable) | <input checked="" type="checkbox"/> Yes | <input type="checkbox"/> No | <input type="checkbox"/> N/A |
| On board safety items (reflectors, triangles, etc) | <input checked="" type="checkbox"/> Yes | <input type="checkbox"/> No | <input type="checkbox"/> N/A |
| Lights (check headlights, taillights, and turn signals) | <input checked="" type="checkbox"/> Yes | <input type="checkbox"/> No | <input type="checkbox"/> N/A |
| Windshield wipers | <input checked="" type="checkbox"/> Yes | <input type="checkbox"/> No | <input type="checkbox"/> N/A |
| Horn | <input checked="" type="checkbox"/> Yes | <input type="checkbox"/> No | <input type="checkbox"/> N/A |
| Driver's seat belt | <input checked="" type="checkbox"/> Yes | <input type="checkbox"/> No | <input type="checkbox"/> N/A |
| Passenger seat belts | <input checked="" type="checkbox"/> Yes | <input type="checkbox"/> No | <input type="checkbox"/> N/A |
| Wheelchair lift/ramp in working order (if applicable) | <input checked="" type="checkbox"/> Yes | <input type="checkbox"/> No | <input type="checkbox"/> N/A |
| Cleanliness | <input checked="" type="checkbox"/> Yes | <input type="checkbox"/> No | <input type="checkbox"/> N/A |
| Scratches or dents (if yes highlight on diagram below) | <input type="checkbox"/> Yes | <input checked="" type="checkbox"/> No | <input type="checkbox"/> N/A |



Revenue Vehicle Inventory & Condition Assessment Form

Agency Name: Ozark Regional Transit

Inventory Date: 04/21/2018

Make: Mobility Ventures

Model: MV-1

Year: 2016

ID/Serial Number/VIN: 517 / 57WMD2C63GM100125

Mileage: 55,495

Date in Service: 06/01/2015

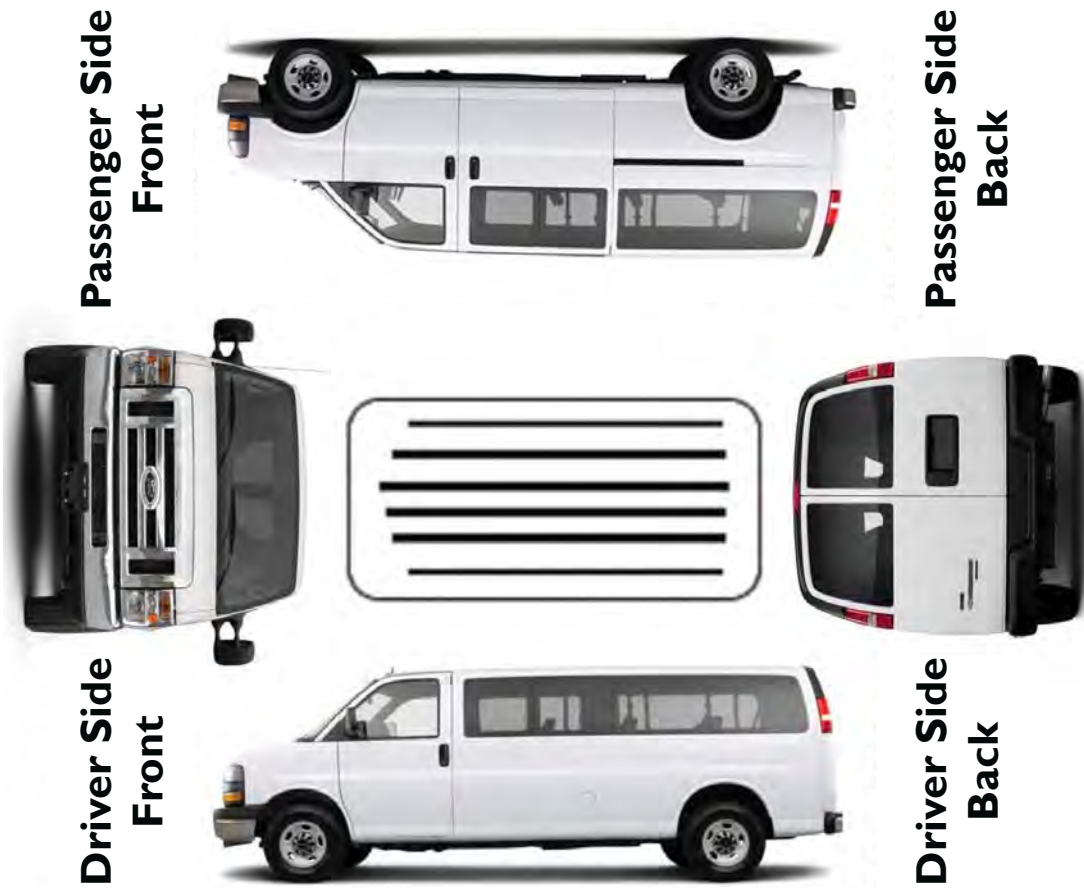
Vehicle Location: Springdale, AR

| Vehicle Asset Class (Mark One) | | | |
|--------------------------------|--------------------------|----------------------------------|-------------------------------------|
| AB - Articulated Bus | <input type="checkbox"/> | MB - Mini-bus | <input type="checkbox"/> |
| AO - Automobile | <input type="checkbox"/> | MV - Mini-van | <input checked="" type="checkbox"/> |
| BR - Over-the-road Bus | <input type="checkbox"/> | RT - Rubber-tire Vintage Trolley | <input type="checkbox"/> |
| BU - Bus | <input type="checkbox"/> | SB - School Bus | <input type="checkbox"/> |
| CU - Cutaway Bus | <input type="checkbox"/> | SV - Sport Utility Vehicle | <input type="checkbox"/> |
| DB - Double Decked Bus | <input type="checkbox"/> | TB - Trolleybus | <input type="checkbox"/> |
| FB - Ferryboat | <input type="checkbox"/> | VN - Van | <input type="checkbox"/> |

| Vehicle Condition Assessment Rating Scale | | |
|---|-----------|--|
| Rating | Condition | Description |
| 4.8 - 5.0 | Excellent | New asset; no visible defects. |
| 4.0 - 4.7 | Good | Asset showing minimal signs of wear; some (slightly) defective or deteriorated component(s). |
| 3.0 - 3.9 | Adequate | Asset has reached its mid-life (condition 3.5); some moderately defective or deteriorated component(s). |
| 2.0 - 2.9 | Marginal | Asset reaching or just past the end of its use life; increasing number of defective or deteriorated component(s) and increasing maintenance needs. |
| 1.0 - 1.9 | Poor | Asset is past its useful life and is in need of immediate repair or replacement may have critically damaged component(s). |

Vehicle Condition Score: 3.9

Additional Vehicle Comments:



Note: Provide photographs of all damage or physical issue noted

Vehicle Subsystems Review Items:

| | | | |
|---|---|--|------------------------------|
| Ignition | <input checked="" type="checkbox"/> Yes | <input type="checkbox"/> No | <input type="checkbox"/> N/A |
| Fire extinguisher and fire suppression (if applicable) | <input checked="" type="checkbox"/> Yes | <input type="checkbox"/> No | <input type="checkbox"/> N/A |
| On board safety items (reflectors, triangles, etc) | <input checked="" type="checkbox"/> Yes | <input type="checkbox"/> No | <input type="checkbox"/> N/A |
| Lights (check headlights, taillights, and turn signals) | <input checked="" type="checkbox"/> Yes | <input type="checkbox"/> No | <input type="checkbox"/> N/A |
| Windshield wipers | <input checked="" type="checkbox"/> Yes | <input type="checkbox"/> No | <input type="checkbox"/> N/A |
| Horn | <input checked="" type="checkbox"/> Yes | <input type="checkbox"/> No | <input type="checkbox"/> N/A |
| Driver's seat belt | <input checked="" type="checkbox"/> Yes | <input type="checkbox"/> No | <input type="checkbox"/> N/A |
| Passenger seat belts | <input checked="" type="checkbox"/> Yes | <input type="checkbox"/> No | <input type="checkbox"/> N/A |
| Wheelchair lift/ramp in working order (if applicable) | <input checked="" type="checkbox"/> Yes | <input type="checkbox"/> No | <input type="checkbox"/> N/A |
| Cleanliness | <input checked="" type="checkbox"/> Yes | <input type="checkbox"/> No | <input type="checkbox"/> N/A |
| Scratches or dents (if yes highlight on diagram below) | <input type="checkbox"/> Yes | <input checked="" type="checkbox"/> No | <input type="checkbox"/> N/A |



Revenue Vehicle Inventory & Condition Assessment Form

Agency Name: Ozark Regional Transit

Inventory Date: 04/21/2018

Make: Mobility Ventures

Model: MV-1

Year: 2016

ID/Serial Number/VIN: 518 / 57WMD2C61GM100172

Mileage: 54,363

Date in Service: 07/01/2015

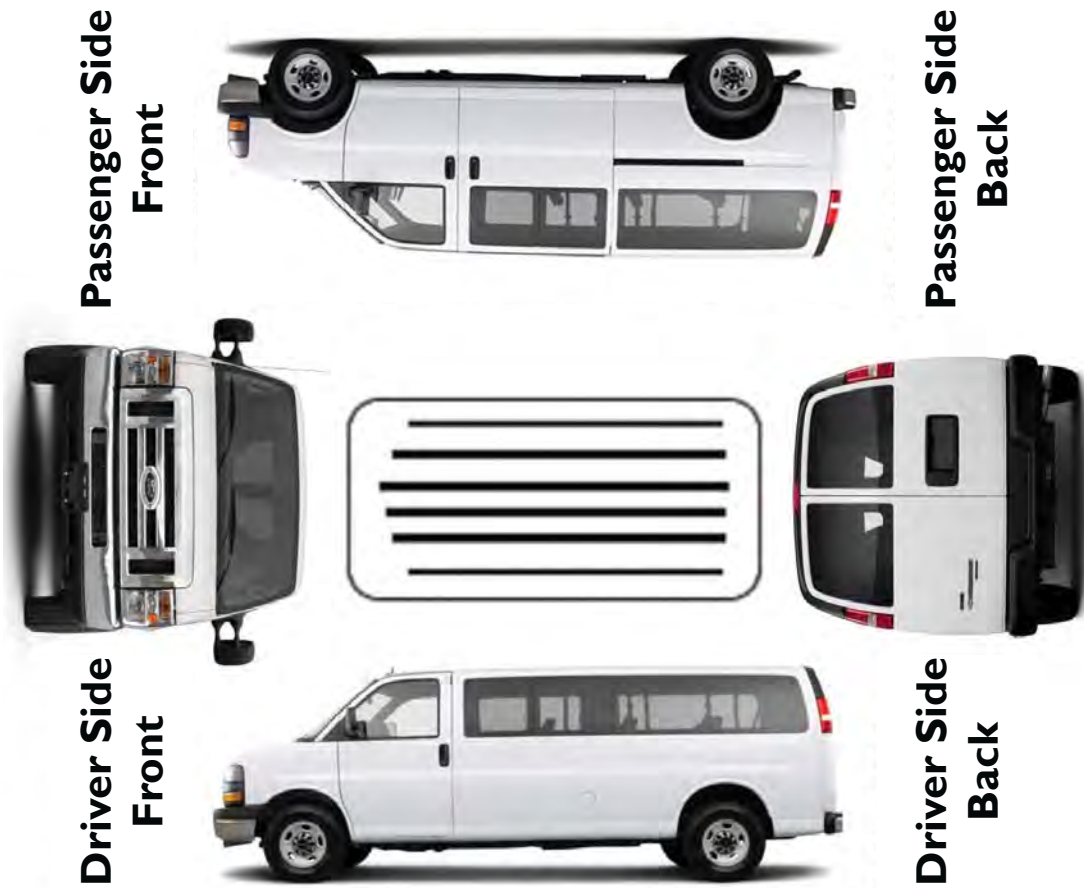
Vehicle Location: Springdale, AR

| Vehicle Asset Class (Mark One) | | | |
|--------------------------------|--------------------------|----------------------------------|-------------------------------------|
| AB - Articulated Bus | <input type="checkbox"/> | MB - Mini-bus | <input type="checkbox"/> |
| AO - Automobile | <input type="checkbox"/> | MV - Mini-van | <input checked="" type="checkbox"/> |
| BR - Over-the-road Bus | <input type="checkbox"/> | RT - Rubber-tire Vintage Trolley | <input type="checkbox"/> |
| BU - Bus | <input type="checkbox"/> | SB - School Bus | <input type="checkbox"/> |
| CU - Cutaway Bus | <input type="checkbox"/> | SV - Sport Utility Vehicle | <input type="checkbox"/> |
| DB - Double Decked Bus | <input type="checkbox"/> | TB - Trolleybus | <input type="checkbox"/> |
| FB - Ferryboat | <input type="checkbox"/> | VN - Van | <input type="checkbox"/> |

| Vehicle Condition Assessment Rating Scale | | |
|---|-----------|--|
| Rating | Condition | Description |
| 4.8 - 5.0 | Excellent | New asset; no visible defects. |
| 4.0 - 4.7 | Good | Asset showing minimal signs of wear; some (slightly) defective or deteriorated component(s). |
| 3.0 - 3.9 | Adequate | Asset has reached its mid-life (condition 3.5); some moderately defective or deteriorated component(s). |
| 2.0 - 2.9 | Marginal | Asset reaching or just past the end of its use life; increasing number of defective or deteriorated component(s) and increasing maintenance needs. |
| 1.0 - 1.9 | Poor | Asset is past its useful life and is in need of immediate repair or replacement may have critically damaged component(s). |

Vehicle Condition Score: 3.9

Additional Vehicle Comments:



Note: Provide photographs of all damage or physical issue noted

Vehicle Subsystems Review Items:

| | | | |
|---|---|--|------------------------------|
| Ignition | <input checked="" type="checkbox"/> Yes | <input type="checkbox"/> No | <input type="checkbox"/> N/A |
| Fire extinguisher and fire suppression (if applicable) | <input checked="" type="checkbox"/> Yes | <input type="checkbox"/> No | <input type="checkbox"/> N/A |
| On board safety items (reflectors, triangles, etc) | <input checked="" type="checkbox"/> Yes | <input type="checkbox"/> No | <input type="checkbox"/> N/A |
| Lights (check headlights, taillights, and turn signals) | <input checked="" type="checkbox"/> Yes | <input type="checkbox"/> No | <input type="checkbox"/> N/A |
| Windshield wipers | <input checked="" type="checkbox"/> Yes | <input type="checkbox"/> No | <input type="checkbox"/> N/A |
| Horn | <input checked="" type="checkbox"/> Yes | <input type="checkbox"/> No | <input type="checkbox"/> N/A |
| Driver's seat belt | <input checked="" type="checkbox"/> Yes | <input type="checkbox"/> No | <input type="checkbox"/> N/A |
| Passenger seat belts | <input checked="" type="checkbox"/> Yes | <input type="checkbox"/> No | <input type="checkbox"/> N/A |
| Wheelchair lift/ramp in working order (if applicable) | <input checked="" type="checkbox"/> Yes | <input type="checkbox"/> No | <input type="checkbox"/> N/A |
| Cleanliness | <input checked="" type="checkbox"/> Yes | <input type="checkbox"/> No | <input type="checkbox"/> N/A |
| Scratches or dents (if yes highlight on diagram below) | <input type="checkbox"/> Yes | <input checked="" type="checkbox"/> No | <input type="checkbox"/> N/A |



Revenue Vehicle Inventory & Condition Assessment Form

Agency Name: Ozark Regional Transit

Inventory Date: 04/21/2018

Make: Mobility Ventures

Model: MV-1

Year: 2016

ID/Serial Number/VIN: 519 / 57WMD2C61GM100172

Mileage: 38,976

Date in Service: 07/01/2015

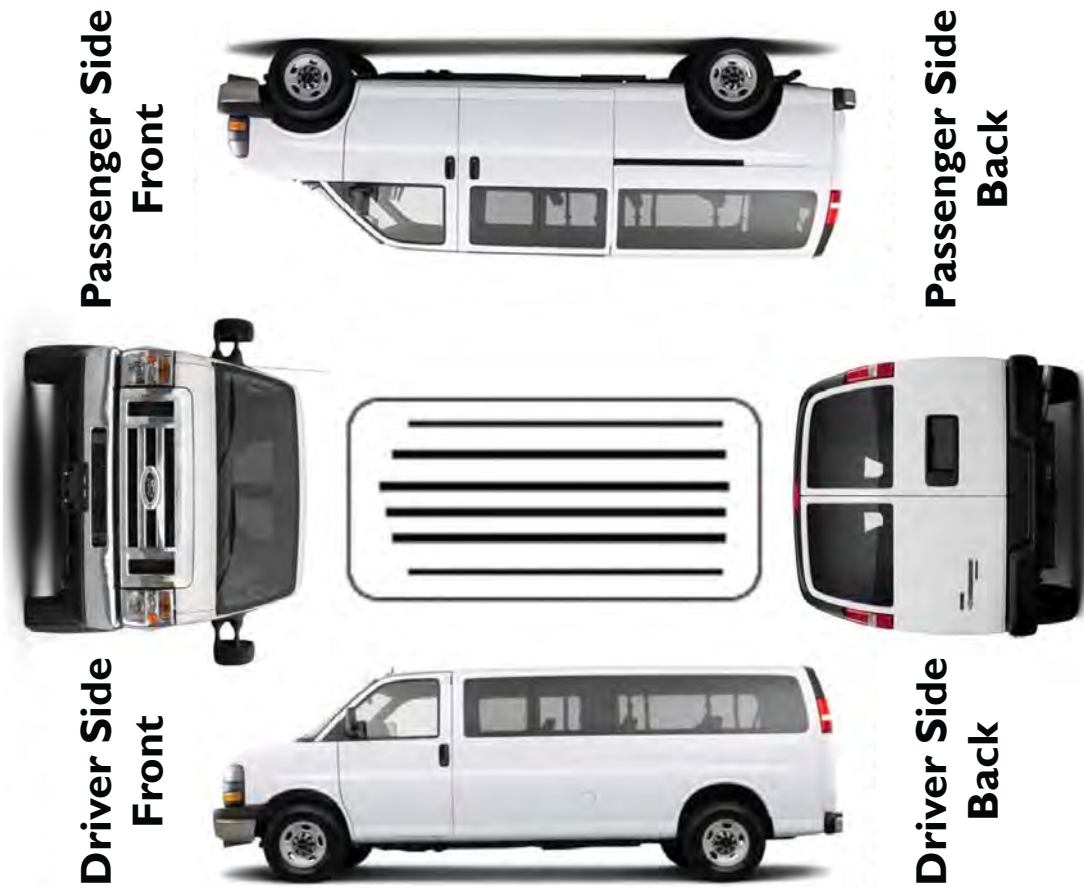
Vehicle Location: Springdale, AR

| Vehicle Asset Class (Mark One) | | | |
|--------------------------------|--------------------------|----------------------------------|-------------------------------------|
| AB - Articulated Bus | <input type="checkbox"/> | MB - Mini-bus | <input type="checkbox"/> |
| AO - Automobile | <input type="checkbox"/> | MV - Mini-van | <input checked="" type="checkbox"/> |
| BR - Over-the-road Bus | <input type="checkbox"/> | RT - Rubber-tire Vintage Trolley | <input type="checkbox"/> |
| BU - Bus | <input type="checkbox"/> | SB - School Bus | <input type="checkbox"/> |
| CU - Cutaway Bus | <input type="checkbox"/> | SV - Sport Utility Vehicle | <input type="checkbox"/> |
| DB - Double Decked Bus | <input type="checkbox"/> | TB - Trolleybus | <input type="checkbox"/> |
| FB - Ferryboat | <input type="checkbox"/> | VN - Van | <input type="checkbox"/> |

| Vehicle Condition Assessment Rating Scale | | |
|---|-----------|--|
| Rating | Condition | Description |
| 4.8 - 5.0 | Excellent | New asset; no visible defects. |
| 4.0 - 4.7 | Good | Asset showing minimal signs of wear; some (slightly) defective or deteriorated component(s). |
| 3.0 - 3.9 | Adequate | Asset has reached its mid-life (condition 3.5); some moderately defective or deteriorated component(s). |
| 2.0 - 2.9 | Marginal | Asset reaching or just past the end of its use life; increasing number of defective or deteriorated component(s) and increasing maintenance needs. |
| 1.0 - 1.9 | Poor | Asset is past its useful life and is in need of immediate repair or replacement may have critically damaged component(s). |

Vehicle Condition Score: 4.0

Additional Vehicle Comments:



Note: Provide photographs of all damage or physical issue noted

Vehicle Subsystems Review Items:

| | | | |
|---|---|--|------------------------------|
| Ignition | <input checked="" type="checkbox"/> Yes | <input type="checkbox"/> No | <input type="checkbox"/> N/A |
| Fire extinguisher and fire suppression (if applicable) | <input checked="" type="checkbox"/> Yes | <input type="checkbox"/> No | <input type="checkbox"/> N/A |
| On board safety items (reflectors, triangles, etc) | <input checked="" type="checkbox"/> Yes | <input type="checkbox"/> No | <input type="checkbox"/> N/A |
| Lights (check headlights, taillights, and turn signals) | <input checked="" type="checkbox"/> Yes | <input type="checkbox"/> No | <input type="checkbox"/> N/A |
| Windshield wipers | <input checked="" type="checkbox"/> Yes | <input type="checkbox"/> No | <input type="checkbox"/> N/A |
| Horn | <input checked="" type="checkbox"/> Yes | <input type="checkbox"/> No | <input type="checkbox"/> N/A |
| Driver's seat belt | <input checked="" type="checkbox"/> Yes | <input type="checkbox"/> No | <input type="checkbox"/> N/A |
| Passenger seat belts | <input checked="" type="checkbox"/> Yes | <input type="checkbox"/> No | <input type="checkbox"/> N/A |
| Wheelchair lift/ramp in working order (if applicable) | <input checked="" type="checkbox"/> Yes | <input type="checkbox"/> No | <input type="checkbox"/> N/A |
| Cleanliness | <input checked="" type="checkbox"/> Yes | <input type="checkbox"/> No | <input type="checkbox"/> N/A |
| Scratches or dents (if yes highlight on diagram below) | <input type="checkbox"/> Yes | <input checked="" type="checkbox"/> No | <input type="checkbox"/> N/A |



Revenue Vehicle Inventory & Condition Assessment Form

Agency Name: Ozark Regional Transit

Inventory Date: 04/21/2018

Make: Mobility Ventures

Model: MV-1

Year: 2016

ID/Serial Number/VIN: 520 / 57WMD2C60GM100311

Mileage: 38,976

Date in Service: 06/01/2015

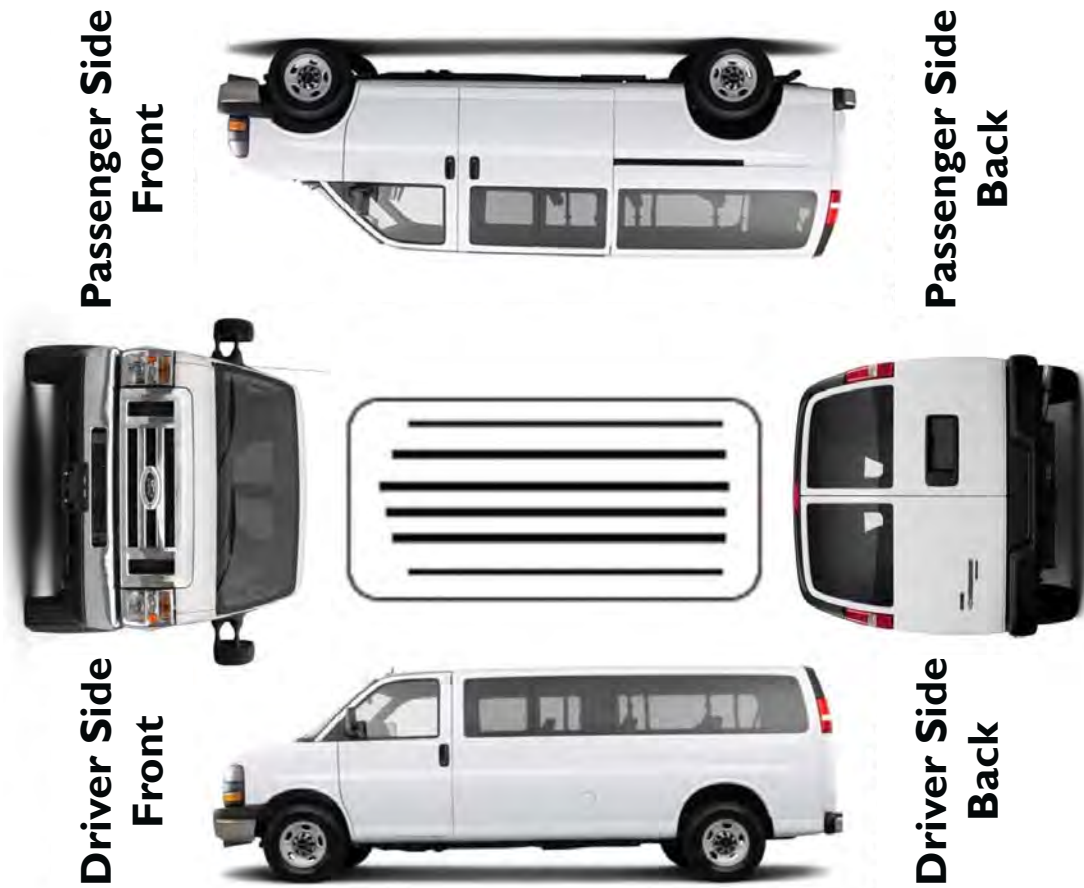
Vehicle Location: Springdale, AR

| Vehicle Asset Class (Mark One) | | | |
|--------------------------------|--------------------------|----------------------------------|-------------------------------------|
| AB - Articulated Bus | <input type="checkbox"/> | MB - Mini-bus | <input type="checkbox"/> |
| AO - Automobile | <input type="checkbox"/> | MV - Mini-van | <input checked="" type="checkbox"/> |
| BR - Over-the-road Bus | <input type="checkbox"/> | RT - Rubber-tire Vintage Trolley | <input type="checkbox"/> |
| BU - Bus | <input type="checkbox"/> | SB - School Bus | <input type="checkbox"/> |
| CU - Cutaway Bus | <input type="checkbox"/> | SV - Sport Utility Vehicle | <input type="checkbox"/> |
| DB - Double Decked Bus | <input type="checkbox"/> | TB - Trolleybus | <input type="checkbox"/> |
| FB - Ferryboat | <input type="checkbox"/> | VN - Van | <input type="checkbox"/> |

| Vehicle Condition Assessment Rating Scale | | |
|---|-----------|--|
| Rating | Condition | Description |
| 4.8 - 5.0 | Excellent | New asset; no visible defects. |
| 4.0 - 4.7 | Good | Asset showing minimal signs of wear; some (slightly) defective or deteriorated component(s). |
| 3.0 - 3.9 | Adequate | Asset has reached its mid-life (condition 3.5); some moderately defective or deteriorated component(s). |
| 2.0 - 2.9 | Marginal | Asset reaching or just past the end of its use life; increasing number of defective or deteriorated component(s) and increasing maintenance needs. |
| 1.0 - 1.9 | Poor | Asset is past its useful life and is in need of immediate repair or replacement may have critically damaged component(s). |

Vehicle Condition Score: 4.0

Additional Vehicle Comments:



Note: Provide photographs of all damage or physical issue noted

Vehicle Subsystems Review Items:

| | | | |
|---|---|--|------------------------------|
| Ignition | <input checked="" type="checkbox"/> Yes | <input type="checkbox"/> No | <input type="checkbox"/> N/A |
| Fire extinguisher and fire suppression (if applicable) | <input checked="" type="checkbox"/> Yes | <input type="checkbox"/> No | <input type="checkbox"/> N/A |
| On board safety items (reflectors, triangles, etc) | <input checked="" type="checkbox"/> Yes | <input type="checkbox"/> No | <input type="checkbox"/> N/A |
| Lights (check headlights, taillights, and turn signals) | <input checked="" type="checkbox"/> Yes | <input type="checkbox"/> No | <input type="checkbox"/> N/A |
| Windshield wipers | <input checked="" type="checkbox"/> Yes | <input type="checkbox"/> No | <input type="checkbox"/> N/A |
| Horn | <input checked="" type="checkbox"/> Yes | <input type="checkbox"/> No | <input type="checkbox"/> N/A |
| Driver's seat belt | <input checked="" type="checkbox"/> Yes | <input type="checkbox"/> No | <input type="checkbox"/> N/A |
| Passenger seat belts | <input checked="" type="checkbox"/> Yes | <input type="checkbox"/> No | <input type="checkbox"/> N/A |
| Wheelchair lift/ramp in working order (if applicable) | <input checked="" type="checkbox"/> Yes | <input type="checkbox"/> No | <input type="checkbox"/> N/A |
| Cleanliness | <input checked="" type="checkbox"/> Yes | <input type="checkbox"/> No | <input type="checkbox"/> N/A |
| Scratches or dents (if yes highlight on diagram below) | <input type="checkbox"/> Yes | <input checked="" type="checkbox"/> No | <input type="checkbox"/> N/A |

Appendix B: Facility Inspection Forms



Facility Inventory & Condition Assessment Form

Agency Name: Ozark Regional Transit

Inventory Date: 04/21/2018

Facility Address: 2423A East Robinson Avenue, Springdale, AR 72764

Facility Name: Administration Office

Year Built or Replaced: 1985

Primary Mode Served: Fixed Route and Paratransit

Square Feet: 4,500

Percent Capital Responsibility: 100%

Section of Larger Facility? Yes No

| Facility Type | | |
|----------------------------------|---|-------------------------------------|
| Passenger and Parking Facilities | Rail passenger facilities | <input type="checkbox"/> |
| | Light rail, cable car and streetcar passenger facilities that have platforms and serve track in a separate right of way | <input type="checkbox"/> |
| | Motorbus, rapid bus, commuter bus, and trolley bus passenger facilities in a separate right of way that have an enclosed structure for passengers | <input type="checkbox"/> |
| | Transportation, transit or transfer centers, park and ride facilities, and transit malls if they have an enclosed structure for passengers | <input type="checkbox"/> |
| Administrative Facility | Offices for management/supporting activities for transit operations | <input checked="" type="checkbox"/> |
| Maintenance | General Purpose – Garage of building for routine maintenance/repairs | <input type="checkbox"/> |
| | Heavy Maintenance – Garage or building for engine/other major unit rebuilds | <input type="checkbox"/> |

| Facility Primary and Secondary Level Visual Assessment Rating Guide | | |
|---|-----------|---|
| Score | Rating | Description |
| 5 | Excellent | No visible defects, new or near new condition, may still be under warranty if applicable |
| 4 | Good | Good condition, but no longer new, may have some slightly defective or deteriorated component(s), but is overall functional |
| 3 | Adequate | Moderately deteriorated or defective components; but has not exceeded useful life |
| 2 | Marginal | Defective or deteriorated component(s) in need of replacement; exceeded useful life |
| 1 | Poor | Critically damaged component(s) or in need of immediate repair; well past useful life |

| Primary Level | Secondary Level Visual Assessment | Secondary Level Visual Rating | Primary Level Rating |
|-----------------|--|-------------------------------|----------------------|
| Substructure | Foundation | 4 | 4 |
| | Basement | N/A | |
| Shell | Superstructure/structural frame, including columns, pillars, and walls | 3.5 | 3.5 |
| | Roof, gutters, eaves, skylights, pillars, and walls | 3.5 | |
| | Exterior windows, doors, and all finishes (paint and masonry) | 3.5 | |
| | Balconies, fire escapes, gutters, and downspouts | N/A | |
| Interiors | Partitions: walls, interior doors, fittings, and signage | 3.0 | 3.45 |
| | Interior stairs and landings | N/A | |
| | Finishes: materials used on walls, floors, and ceilings | 3.9 | |
| Conveyance | Elevators and escalators | 4 | 4 |
| | Fixed apparatuses for the movement of goods or people | N/A | |
| Plumbing | Fixtures | 4 | 4 |
| | Water supply | 4 | |
| | Sanitary waste | 4 | |
| | Rain water drainage | 4 | |
| HVAC | Energy supply | 4.4 | 4.4 |
| | Heating/cooling generation and distribution systems | 4.4 | |
| | Testing, balancing, controls, and instrumentation | N/A | |
| | Chimneys and vents | N/A | |
| Fire Protection | Sprinklers | N/A | N/A |
| | Standpipes | N/A | |
| | Hydrants and other fire protection specialties | N/A | |
| Electrical | Electrical service and distribution | 3.0 | 3.17 |
| | Lighting and branch wiring (interior and exterior) | 3.0 | |
| | Communications and security | N/A | |
| | Other electrical system related pieces, such as: lighting protection, generators, and emergency lighting | 3.5 | |
| Fare Collection | Items including turnstiles, ticket machines, and any other major equipment requiring capital request for replacement | N/A | N/A |
| Site | Pedestrian areas and associated signage, marking, and equipment | 4 | 4 |
| | Site development, such as: fences, walls, and miscellaneous structures | 4 | |
| | Landscaping and irrigation | N/A | |
| | Site utilities | N/A | |

Cumulative Primary Level Score (CPLS): 30.52

Final Term Rating (CPLS/8): 3.82



Facility Inventory & Condition Assessment Form

Agency Name: Ozark Regional Transit

Inventory Date: 04/21/2018

Facility Address: 2423B East Robinson Avenue, Springdale, AR 72764

Facility Name: Maintenance Garage

Year Built or Replaced: 2015

Primary Mode Served: Fixed Route and Paratransit

Square Feet: 9,000

Percent Capital Responsibility: 100%

Section of Larger Facility? Yes No

| Facility Type | | |
|----------------------------------|---|-------------------------------------|
| Passenger and Parking Facilities | Rail passenger facilities | <input type="checkbox"/> |
| | Light rail, cable car and streetcar passenger facilities that have platforms and serve track in a separate right of way | <input type="checkbox"/> |
| | Motorbus, rapid bus, commuter bus, and trolley bus passenger facilities in a separate right of way that have an enclosed structure for passengers | <input type="checkbox"/> |
| | Transportation, transit or transfer centers, park and ride facilities, and transit malls if they have an enclosed structure for passengers | <input type="checkbox"/> |
| Administrative Facility | Offices for management/supporting activities for transit operations | <input type="checkbox"/> |
| Maintenance | General Purpose – Garage of building for routine maintenance/repairs | <input checked="" type="checkbox"/> |
| | Heavy Maintenance – Garage or building for engine/other major unit rebuilds | <input checked="" type="checkbox"/> |

| Facility Primary and Secondary Level Visual Assessment Rating Guide | | |
|---|-----------|---|
| Score | Rating | Description |
| 5 | Excellent | No visible defects, new or near new condition, may still be under warranty if applicable |
| 4 | Good | Good condition, but no longer new, may have some slightly defective or deteriorated component(s), but is overall functional |
| 3 | Adequate | Moderately deteriorated or defective components; but has not exceeded useful life |
| 2 | Marginal | Defective or deteriorated component(s) in need of replacement; exceeded useful life |
| 1 | Poor | Critically damaged component(s) or in need of immediate repair; well past useful life |

| Primary Level | Secondary Level Visual Assessment | Secondary Level Visual Rating | Primary Level Rating |
|-----------------|--|-------------------------------|----------------------|
| Substructure | Foundation | 4.25 | 4.25 |
| | Basement | N/A | |
| Shell | Superstructure/structural frame, including columns, pillars, and walls | 4 | 4 |
| | Roof, gutters, eaves, skylights, pillars, and walls | 4 | |
| | Exterior windows, doors, and all finishes (paint and masonry) | 4 | |
| | Balconies, fire escapes, gutters, and downspouts | N/A | |
| Interiors | Partitions: walls, interior doors, fittings, and signage | 4.5 | 4.5 |
| | Interior stairs and landings | 4.5 | |
| | Finishes: materials used on walls, floors, and ceilings | 4.5 | |
| Conveyance | Elevators and escalators | N/A | N/A |
| | Fixed apparatuses for the movement of goods or people | N/A | |
| Plumbing | Fixtures | 4.5 | 4.5 |
| | Water supply | 4.5 | |
| | Sanitary waste | 4.5 | |
| | Rain water drainage | 4.5 | |
| HVAC | Energy supply | 4.5 | 4.5 |
| | Heating/cooling generation and distribution systems | 4.5 | |
| | Testing, balancing, controls, and instrumentation | N/A | |
| | Chimneys and vents | N/A | |
| Fire Protection | Sprinklers | N/A | N/A |
| | Standpipes | N/A | |
| | Hydrants and other fire protection specialties | N/A | |
| Electrical | Electrical service and distribution | 4.5 | 4.5 |
| | Lighting and branch wiring (interior and exterior) | 4.5 | |
| | Communications and security | N/A | |
| | Other electrical system related pieces, such as: lighting protection, generators, and emergency lighting | 4.5 | |
| Fare Collection | Items including turnstiles, ticket machines, and any other major equipment requiring capital request for replacement | N/A | N/A |
| Site | Pedestrian areas and associated signage, marking, and equipment | 4.5 | 4.5 |
| | Site development, such as: fences, walls, and miscellaneous structures | 4.5 | |
| | Landscaping and irrigation | N/A | |
| | Site utilities | 4.5 | |

Cumulative Primary Level Score (CPLS): 30.75

Final Term Rating (CPLS/7): 4.39



Facility Inventory & Condition Assessment Form

Agency Name: Ozark Regional Transit

Inventory Date: 04/21/2018

Facility Address: 2423C East Robinson Avenue, Springdale, AR 72764

Facility Name: Wash Bay

Year Built or Replaced: 1985

Primary Mode Served: Fixed Route and Paratransit

Square Feet: 4,000

Percent Capital Responsibility: 100%

Section of Larger Facility? Yes No

| Facility Type | | |
|----------------------------------|---|-------------------------------------|
| Passenger and Parking Facilities | Rail passenger facilities | <input type="checkbox"/> |
| | Light rail, cable car and streetcar passenger facilities that have platforms and serve track in a separate right of way | <input type="checkbox"/> |
| | Motorbus, rapid bus, commuter bus, and trolley bus passenger facilities in a separate right of way that have an enclosed structure for passengers | <input type="checkbox"/> |
| | Transportation, transit or transfer centers, park and ride facilities, and transit malls if they have an enclosed structure for passengers | <input type="checkbox"/> |
| Administrative Facility | Offices for management/supporting activities for transit operations | <input type="checkbox"/> |
| Maintenance | General Purpose – Garage of building for routine maintenance/repairs | <input checked="" type="checkbox"/> |
| | Heavy Maintenance – Garage or building for engine/other major unit rebuilds | <input type="checkbox"/> |

| Facility Primary and Secondary Level Visual Assessment Rating Guide | | |
|---|-----------|---|
| Score | Rating | Description |
| 5 | Excellent | No visible defects, new or near new condition, may still be under warranty if applicable |
| 4 | Good | Good condition, but no longer new, may have some slightly defective or deteriorated component(s), but is overall functional |
| 3 | Adequate | Moderately deteriorated or defective components; but has not exceeded useful life |
| 2 | Marginal | Defective or deteriorated component(s) in need of replacement; exceeded useful life |
| 1 | Poor | Critically damaged component(s) or in need of immediate repair; well past useful life |

| Primary Level | Secondary Level Visual Assessment | Secondary Level Visual Rating | Primary Level Rating |
|-----------------|--|-------------------------------|----------------------|
| Substructure | Foundation | 4 | 4 |
| | Basement | N/A | |
| Shell | Superstructure/structural frame, including columns, pillars, and walls | 4 | 4 |
| | Roof, gutters, eaves, skylights, pillars, and walls | 4 | |
| | Exterior windows, doors, and all finishes (paint and masonry) | N/A | |
| | Balconies, fire escapes, gutters, and downspouts | N/A | |
| Interiors | Partitions: walls, interior doors, fittings, and signage | 4 | 4 |
| | Interior stairs and landings | N/A | |
| | Finishes: materials used on walls, floors, and ceilings | 4 | |
| Conveyance | Elevators and escalators | N/A | N/A |
| | Fixed apparatuses for the movement of goods or people | N/A | |
| Plumbing | Fixtures | 4.5 | 4.5 |
| | Water supply | 4.5 | |
| | Sanitary waste | N/A | |
| | Rain water drainage | N/A | |
| HVAC | Energy supply | N/A | N/A |
| | Heating/cooling generation and distribution systems | N/A | |
| | Testing, balancing, controls, and instrumentation | N/A | |
| | Chimneys and vents | N/A | |
| Fire Protection | Sprinklers | N/A | N/A |
| | Standpipes | N/A | |
| | Hydrants and other fire protection specialties | N/A | |
| Electrical | Electrical service and distribution | 4 | 4 |
| | Lighting and branch wiring (interior and exterior) | 4 | |
| | Communications and security | N/A | |
| | Other electrical system related pieces, such as: lighting protection, generators, and emergency lighting | N/A | |
| Fare Collection | Items including turnstiles, ticket machines, and any other major equipment requiring capital request for replacement | N/A | N/A |
| Site | Pedestrian areas and associated signage, marking, and equipment | N/A | N/A |
| | Site development, such as: fences, walls, and miscellaneous structures | N/A | |
| | Landscaping and irrigation | N/A | |
| | Site utilities | N/A | |

Cumulative Primary Level Score (CPLS): 20.5

Final Term Rating (CPLS/5): 4.1



Facility Inventory & Condition Assessment Form

Agency Name: Ozark Regional Transit

Inventory Date: 04/21/2018

Facility Address: 2423C East Robinson Avenue, Springdale, AR 72764

Facility Name: Fueling Station

Year Built or Replaced: 1985

Primary Mode Served: Fixed Route and Paratransit

Square Feet: N/A

Percent Capital Responsibility: 100%

Section of Larger Facility? Yes No

| Facility Type | | |
|----------------------------------|---|-------------------------------------|
| Passenger and Parking Facilities | Rail passenger facilities | <input type="checkbox"/> |
| | Light rail, cable car and streetcar passenger facilities that have platforms and serve track in a separate right of way | <input type="checkbox"/> |
| | Motorbus, rapid bus, commuter bus, and trolley bus passenger facilities in a separate right of way that have an enclosed structure for passengers | <input type="checkbox"/> |
| | Transportation, transit or transfer centers, park and ride facilities, and transit malls if they have an enclosed structure for passengers | <input type="checkbox"/> |
| Administrative Facility | Offices for management/supporting activities for transit operations | <input type="checkbox"/> |
| Maintenance | General Purpose – Garage of building for routine maintenance/repairs | <input checked="" type="checkbox"/> |
| | Heavy Maintenance – Garage or building for engine/other major unit rebuilds | <input type="checkbox"/> |

| Facility Primary and Secondary Level Visual Assessment Rating Guide | | |
|---|-----------|---|
| Score | Rating | Description |
| 5 | Excellent | No visible defects, new or near new condition, may still be under warranty if applicable |
| 4 | Good | Good condition, but no longer new, may have some slightly defective or deteriorated component(s), but is overall functional |
| 3 | Adequate | Moderately deteriorated or defective components; but has not exceeded useful life |
| 2 | Marginal | Defective or deteriorated component(s) in need of replacement; exceeded useful life |
| 1 | Poor | Critically damaged component(s) or in need of immediate repair; well past useful life |

| Primary Level | Secondary Level Visual Assessment | Secondary Level Visual Rating | Primary Level Rating |
|-----------------|--|-------------------------------|----------------------|
| Substructure | Foundation | 4 | 4 |
| | Basement | 4 | |
| Shell | Superstructure/structural frame, including columns, pillars, and walls | 4.5 | 4.25 |
| | Roof, gutters, eaves, skylights, pillars, and walls | 4.5 | |
| | Exterior windows, doors, and all finishes (paint and masonry) | N/A | |
| | Balconies, fire escapes, gutters, and downspouts | N/A | |
| Interiors | Partitions: walls, interior doors, fittings, and signage | N/A | N/A |
| | Interior stairs and landings | N/A | |
| | Finishes: materials used on walls, floors, and ceilings | N/A | |
| Conveyance | Elevators and escalators | N/A | N/A |
| | Fixed apparatuses for the movement of goods or people | N/A | |
| Plumbing | Fixtures | N/A | N/A |
| | Water supply | N/A | |
| | Sanitary waste | N/A | |
| | Rain water drainage | N/A | |
| HVAC | Energy supply | N/A | N/A |
| | Heating/cooling generation and distribution systems | N/A | |
| | Testing, balancing, controls, and instrumentation | N/A | |
| | Chimneys and vents | N/A | |
| Fire Protection | Sprinklers | N/A | N/A |
| | Standpipes | N/A | |
| | Hydrants and other fire protection specialties | N/A | |
| Electrical | Electrical service and distribution | N/A | 4 |
| | Lighting and branch wiring (interior and exterior) | N/A | |
| | Communications and security | N/A | |
| | Other electrical system related pieces, such as: lighting protection, generators, and emergency lighting | N/A | |
| Fare Collection | Items including turnstiles, ticket machines, and any other major equipment requiring capital request for replacement | N/A | N/A |
| Site | Pedestrian areas and associated signage, marking, and equipment | N/A | N/A |
| | Site development, such as: fences, walls, and miscellaneous structures | N/A | |
| | Landscaping and irrigation | N/A | |
| | Site utilities | N/A | |

Cumulative Primary Level Score (CPLS): 8.25




Final Term Rating (CPLS/2): 4.13

Appendix C: Site Visit Photos




Administration Office






Maintenance Garage



Maintenance Garage




Wash Bay



Fueling Station



General Lot Photos and Vehicles



General Lot Photos and Vehicles



Appendix D: ORT and Razorback Transit Combined Investment Prioritization

Appendix D: ORT and Razorback Transit Combined Investment Prioritization

| Agency | Year | Asset Class | Make /Model | Agency Vehicle Number* | Condition Rating | Replacement Cost | 2019 Investment | 2020 Investment | 2021 Investment | 2022 Investment | 2023 Investment | Total Investment |
|-----------|------|-------------|------------------------|------------------------|------------------|------------------|-----------------|-----------------|-----------------|-----------------|-----------------|------------------|
| ORT | 2007 | MV | Chevrolet/Uplander | 508 | 1.0 | \$40,000 | \$40,000 | | | | | \$40,000 |
| ORT | 2001 | BU | Gillig/Low Floor | Key West 805 | 1.0 | \$395,000 | \$395,000 | | | | | \$435,000 |
| ORT | 2001 | BU | Gillig/Low Floor | Key West 807 | 1.0 | \$395,000 | \$395,000 | | | | | \$830,000 |
| ORT | 2001 | BU | Gillig/Low Floor | Key West 808 | 1.0 | \$395,000 | \$395,000 | | | | | \$1,225,000 |
| ORT | 1997 | BU | Gillig/Phantom | Razorback 025 | 1.0 | \$395,000 | \$395,000 | | | | | \$1,620,000 |
| ORT | 1997 | BU | Gillig/Phantom | Razorback 030 | 1.0 | \$395,000 | \$395,000 | | | | | \$2,015,000 |
| ORT | 2010 | MV | Dodge/Grand Caravan SE | 510 | 1.1 | \$40,000 | \$40,000 | | | | | \$2,055,000 |
| ORT | 2010 | MV | Dodge/Grand Caravan SE | 512 | 1.1 | \$40,000 | \$40,000 | | | | | \$2,095,000 |
| ORT | 2010 | MV | Dodge/Grand Caravan SE | 515 | 1.1 | \$40,000 | \$40,000 | | | | | \$2,135,000 |
| ORT | 2001 | BU | Orion/Bus | Athens 268 | 1.3 | \$395,000 | \$395,000 | | | | | \$2,530,000 |
| ORT | 2003 | BU | NABI/Bus | DART 5747 | 1.3 | \$395,000 | \$395,000 | | | | | \$2,925,000 |
| ORT | 2008 | CU-U | Ford/Glaval Titan II | Pelivan 078 | 1.4 | \$135,000 | \$135,000 | | | | | \$3,060,000 |
| ORT | 2010 | CU-U | Ford/El Dorado | Wichita 933 | 1.5 | \$135,000 | \$135,000 | | | | | \$3,195,000 |
| Razorback | 2001 | BU | Gillig/Bus | 21 | 1.6 | \$435,000 | \$435,000 | | | | | \$3,630,000 |
| ORT | 2010 | CU-U | Ford/E-450 | 677 | 1.7 | \$135,000 | \$135,000 | | | | | \$3,765,000 |
| ORT | 2001 | BU | Orion/Bus | Athens 269 | 1.7 | \$395,000 | \$395,000 | | | | | \$4,160,000 |
| ORT | 2003 | BU | Gillig/Phantom | Pennsylvania 1508 | 1.7 | \$395,000 | \$395,000 | | | | | \$4,555,000 |
| Razorback | 2001 | BU | Gillig/Bus | 20 | 1.7 | \$435,000 | | \$445,875 | | | | \$5,000,875 |
| ORT | 2009 | CU-U | Ford/E-450 | Kentucky 601 | 1.9 | \$135,000 | | \$135,000 | | | | \$5,135,875 |
| ORT | 2010 | CU-U | Ford/El Dorado | Wichita 939 | 1.9 | \$135,000 | | \$135,000 | | | | \$5,270,875 |

Appendix D1: ORT and Razorback Transit Combined Investment Prioritization

| Agency | Year | Asset Class | Make /Model | Agency Vehicle Number* | Condition Rating | Replacement Cost | 2019 Investment | 2020 Investment | 2021 Investment | 2022 Investment | 2023 Investment | Total Investment |
|-----------|------|-------------|------------------------|------------------------|------------------|------------------|-----------------|-----------------|-----------------|-----------------|-----------------|------------------|
| ORT | 2010 | CU-U | Ford/El Dorado | Wichita 941 | 1.9 | \$135,000 | | \$135,000 | | | | \$1,275,000 |
| Razorback | 2001 | BU | Gillig/Bus | 9 | 2.0 | \$435,000 | | \$456,750 | | | | \$1,326,750 |
| Razorback | 2003 | BU | Gillig/Bus | 8 | 2.2 | \$435,000 | | \$456,750 | | | | \$1,783,500 |
| ORT | 2010 | CU-U | Ford/El Dorado | Wichita 27 | 2.3 | \$135,000 | | | \$135,000 | | | \$1,918,500 |
| ORT | 2010 | CU-U | Ford/El Dorado | Wichita 29 | 2.3 | \$135,000 | | | \$135,000 | | | \$2,053,500 |
| ORT | 2010 | CU-U | Ford/El Dorado | Wichita 28 | 2.4 | \$135,000 | | | | \$135,000 | | \$2,188,500 |
| Razorback | 2007 | BU | Gillig/Bus | 15 | 2.5 | \$435,000 | | | \$479,588 | | | \$2,263,088 |
| Razorback | 2007 | BU | Gillig/Bus | 4 | 2.5 | \$435,000 | | | \$479,588 | | | \$2,742,675 |
| Razorback | 2008 | CU | Ford/El Dorado | 12 | 2.6 | \$60,000 | \$60,000 | | | | | \$2,802,675 |
| ORT | 2006 | CU-U | Chevrolet/Express 3500 | EOA 105 | 2.7 | \$135,000 | | | | \$135,000 | | \$2,937,675 |
| Razorback | 2009 | CU | Ford/El Dorado | 24 | 2.7 | \$60,000 | | \$61,500 | | | | \$2,864,175 |
| Razorback | 2010 | BU | Orion/Bus | 3 | 2.8 | \$435,000 | | | | \$503,567 | | \$3,367,742 |
| Razorback | 2008 | BU | Gillig/Bus | 32 | 3.0 | \$435,000 | | | | \$503,567 | | \$3,871,309 |
| Razorback | 2008 | BU | Gillig/Bus | 31 | 3.0 | \$435,000 | | | | | \$528,745 | \$4,400,054 |
| Razorback | 2010 | BU | Gillig/Bus | 27 | 3.1 | \$435,000 | | | | | \$528,745 | \$4,928,799 |
| Razorback | 2010 | BU | Orion/Bus | 2 | 3.1 | \$435,000 | | | | | | \$4,928,799 |
| Razorback | 2010 | BU | Gillig/Bus | 28 | 3.1 | \$435,000 | | | | | | \$4,928,799 |
| Razorback | 2010 | BU | Orion/Bus | 6 | 3.1 | \$435,000 | | | | | | \$4,928,799 |
| Razorback | 2010 | CU | Ford/El Dorado | 17 | 3.1 | \$60,000 | | | \$63,038 | | | \$4,991,837 |
| Razorback | 2010 | CU | Ford/El Dorado | 7 | 3.5 | \$60,000 | | | | \$64,613 | | \$5,056,450 |

Appendix D2: ORT and Razorback Transit Combined Investment Prioritization

| Agency | Year | Asset Class | Make /Model | Agency Vehicle Number* | Condition Rating | Replacement Cost | 2019 Investment | 2020 Investment | 2021 Investment | 2022 Investment | 2023 Investment | Total Investment |
|-----------|------|-------------|------------------------|------------------------|------------------|------------------|-----------------|-----------------|-----------------|-----------------|-----------------|------------------|
| ORT | 2010 | BU | Gillig/Low Floor | Springfield 271 | 3.5 | \$395,000 | | | | | \$395,000 | \$5,451,450 |
| ORT | 2010 | BU | Gillig/Low Floor | Springfield 273 | 3.5 | \$395,000 | | | | | | \$5,451,450 |
| Razorback | 2011 | CU | Ford/EI Dorado | 11 | 3.5 | \$60,000 | | | | | \$66,229 | \$5,122,679 |
| Razorback | 2012 | CU | Ford/EI Dorado | 37 | 3.6 | \$60,000 | | | | | | \$5,122,679 |
| ORT | 2015 | CU-U | Glaval/E-450 | 681 | 3.6 | \$135,000 | | | | | | \$5,122,679 |
| ORT | 2015 | CU-U | Glaval/E-450 | 683 | 3.7 | \$135,000 | | | | | | \$5,122,679 |
| Razorback | 2012 | BU | Gillig/Bus | 41 | 3.8 | \$435,000 | | | | | | \$5,122,679 |
| Razorback | 2012 | BU | Gillig/Bus | 42 | 3.8 | \$435,000 | | | | | | \$5,122,679 |
| Razorback | 2012 | BU | Gillig/Bus | 43 | 3.9 | \$435,000 | | | | | | \$5,122,679 |
| Razorback | 2012 | BU | Gillig/Bus | 44 | 3.9 | \$435,000 | | | | | | \$5,122,679 |
| ORT | 2016 | MV | Mobility Ventures/MV-I | 517 | 4.0 | \$40,000 | | | | | | \$5,122,679 |
| ORT | 2016 | MV | Mobility Ventures/MV-I | 518 | 4.0 | \$40,000 | | | | | | \$5,122,679 |
| ORT | 2015 | BU-M | Glaval/Concorde II | 309 | 4.3 | \$250,000 | | | | | | \$5,122,679 |
| ORT | 2015 | BU-M | Glaval/Concorde II | 310 | 4.3 | \$250,000 | | | | | | \$5,122,679 |
| ORT | 2015 | BU-M | Glaval/Concorde II | 311 | 4.3 | \$250,000 | | | | | | \$5,122,679 |
| ORT | 2016 | MV | Mobility Ventures/MV-I | 516 | 4.3 | \$40,000 | | | | | | \$5,122,679 |
| ORT | 2016 | MV | Mobility Ventures/MV-I | 519 | 4.3 | \$40,000 | | | | | | \$5,122,679 |
| ORT | 2016 | MV | Mobility Ventures/MV-I | 520 | 4.3 | \$40,000 | | | | | | \$5,122,679 |
| ORT | 2017 | CU-R | Ford/E-450 | 685 | 4.8 | \$57,000 | | | | | | \$5,122,679 |
| ORT | 2017 | CU-R | Ford/E-450 | 686 | 4.8 | \$57,000 | | | | | | \$5,122,679 |

Appendix D3: ORT and Razorback Transit Combined Investment Prioritization

| Agency | Year | Asset Class | Make /Model | Agency Vehicle Number* | Condition Rating | Replacement Cost | 2019 Investment | 2020 Investment | 2021 Investment | 2022 Investment | 2023 Investment | Total Investment |
|-----------|------|-------------|-----------------|------------------------|------------------|------------------|-----------------|-----------------|-----------------|-----------------|-----------------|------------------|
| ORT | 2017 | CU-R | Ford/E-450 | 687 | 4.8 | \$57,000 | | | | | | \$5,122,679 |
| Razorback | 2015 | BU | Gillig/Bus | 22 | 4.8 | \$435,000 | | | | | | \$5,122,679 |
| Razorback | 2015 | BU | Gillig/Bus | 23 | 4.8 | \$435,000 | | | | | | \$5,122,679 |
| Razorback | 2016 | BU | Gillig/Bus | 26 | 4.9 | \$435,000 | | | | | | \$5,122,679 |
| Razorback | 2016 | BU | Gillig/Bus | 25 | 4.9 | \$435,000 | | | | | | \$5,122,679 |
| Razorback | 2016 | BU | Gillig/Bus | 30 | 4.9 | \$435,000 | | | | | | \$5,122,679 |
| ORT | 2017 | CU-U | Chevrolet/Arboc | 688 | 4.9 | \$135,000 | | | | | | \$5,122,679 |
| ORT | 2017 | CU-U | Chevrolet/Arboc | 689 | 4.9 | \$135,000 | | | | | | \$5,122,679 |
| ORT | 2017 | CU-U | Chevrolet/Arboc | 690 | 4.9 | \$135,000 | | | | | | \$5,122,679 |
| ORT | 2017 | CU-U | Chevrolet/Arboc | 691 | 4.9 | \$135,000 | | | | | | \$5,122,679 |
| ORT | 2017 | CU-U | Chevrolet/Arboc | 692 | 4.9 | \$135,000 | | | | | | \$5,122,679 |
| ORT | 2017 | CU-U | Chevrolet/Arboc | 693 | 4.9 | \$135,000 | | | | | | \$5,122,679 |
| ORT | 2017 | CU-U | Chevrolet/Arboc | 694 | 4.9 | \$135,000 | | | | | | \$5,122,679 |
| ORT | 2017 | CU-U | Chevrolet/Arboc | 695 | 4.9 | \$135,000 | | | | | | \$5,122,679 |
| Razorback | 2017 | BU | Gillig/Bus | 33 | 5.0 | \$435,000 | | | | | | \$5,122,679 |
| Razorback | 2017 | BU | Gillig/Bus | 19 | 5.0 | \$435,000 | | | | | | \$5,122,679 |
| Razorback | 2017 | BU | Gillig/Bus | 18 | 5.0 | \$435,000 | | | | | | \$5,122,679 |